



CLEANAWAY

PREPARED FOR:

Alt/Shift

January 2023





TABLE OF CONTENTS

BACKGROUND	3
METHODOLOGY	4
NOTES ON REPORT	5
PROFILING	6
EXECUTIVE SUMMARY	9
THE DETAILED RESULTS	13
ATTITUDES TO RECYCLING	14
RECYCLING BEHAVIOURS	22
RECYCLING KNOWLEDGE	31
SUSTAINABLE LIVING	35

Appendix: Data tables and quotes

BACKGROUND

Cleanaway is Australia’s leading waste management service, focusing on waste education as well as waste management. Since 2021 Cleanaway has commissioned a ‘State of Australian Recycling’ report with Alt/Shift and Empirica Research, to understand the attitudes, knowledge and behaviours of Australians when it comes to waste disposal, recycling, and sustainable behaviours and circularity.

The first report, released early in 2021, found Australians earnest in their desire to be good recyclers, but struggling against confusing instructions. The second report, in early 2022, explored changes in attitudes and behaviours around waste disposal in the aftermath of the Covid-19 pandemic. This third report, based on data collected in February 2023, again explores how Australians are feeling about recycling and sustainability, with a particular focus on satisfaction and trust in the system, and knowledge of specific recycling information such as interpreting common labelling and being aware of the time it takes for household items to break down in landfill.



- Understand Australians’ attitudes, knowledge and behaviours around recycling and waste management
- Explore Australians’ satisfaction with current waste management options, and what they are needing in order to be more effective recyclers
- Explore participation in, and motivations for, sustainable behaviours

METHODOLOGY

- Online survey of 1,000 Australians conducted between Wednesday, 1st February 2023 and Wednesday, 8th February 2023
- The average survey length was 19 minutes
- To qualify to participate in the survey, respondents had to meet the following criteria:
 - Be aged 18 or older
 - Live in Australia
- The structure of the survey was as follows:
 1. Demographics
 2. Access to waste disposal options and satisfaction with these
 3. Attitudes towards recycling, including motivations and barriers to recycling
 4. Ease or difficulty of disposing of common items
 5. Behaviours in relation to recycling and sustainability
 6. Knowledge of recycling rules, symbols, and breakdown times
 7. Knowledge of and attitudes towards a circular economy
 8. Engagement in sustainable behaviours and motivations to engage

		n	%
GENDER	Male	491	49%
	Female	509	51%
AGE	18-34	290	29%
	35-54	338	34%
	55+	372	37%
STATE	NSW	309	31%
	VIC	258	26%
	QLD	205	21%
	WA	107	11%
	SA	74	7%
	ACT	17	2%
	TAS	24	2%
REGION	NT	6	1%
	A capital (metropolitan) city	552	55%
	A regional city, but not a capital	277	28%
	A rural or remote country area	171	17%

		n	%
LIVING ARRANGEMENT	Living with a partner, no children	317	32%
	Living with a partner and children	303	30%
	Living alone	166	17%
	Living with parents	83	8%
	Living with children and no partner	68	7%
	Living in a share house	51	5%
	Another arrangement	12	1%

NOTES ON REPORT

ROUNDING

Note that due to rounding, percentages in charts and tables may not sum to 100%

QUOTES

Quotes from participant responses are presented throughout the report to illustrate results. These are reproduced as typed, including any spelling or grammatical errors. Each quote is attributed to the respondent as follows:

“XXXXX – X year old, State”

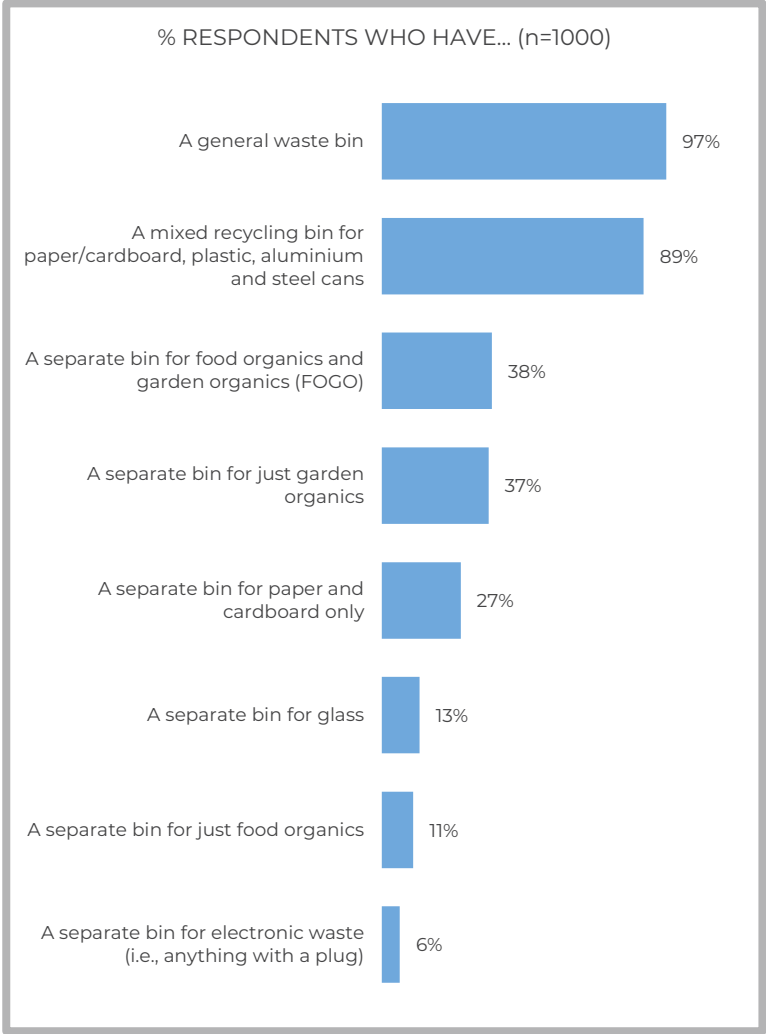
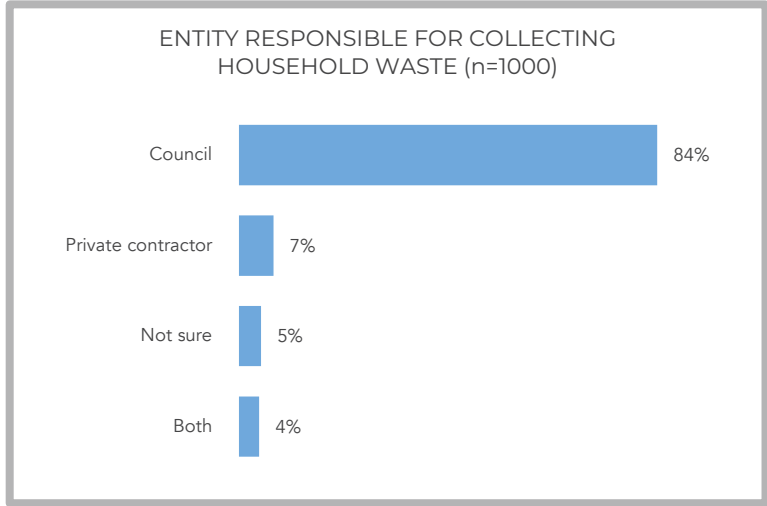
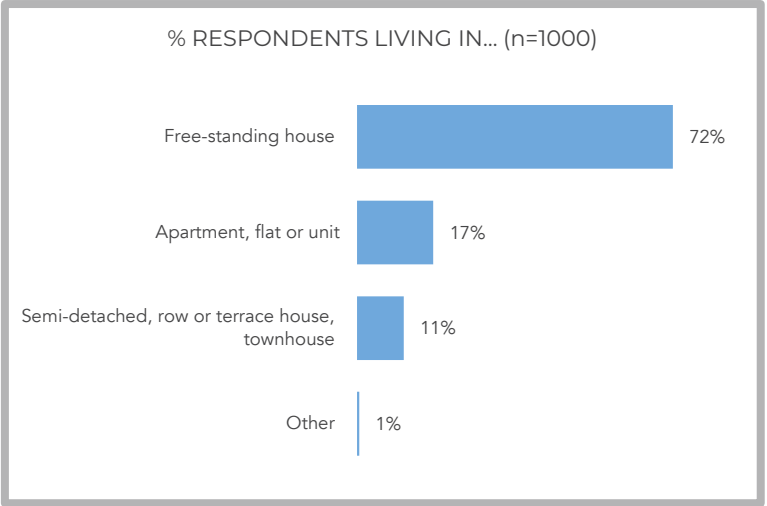
PROFILING

The majority of respondents live in free-standing houses and have their local council responsible for collecting their household waste. Almost everyone has access to a general waste bin and a mixed recycling bin, regardless of dwelling type.

SPECIALIST RECYCLING

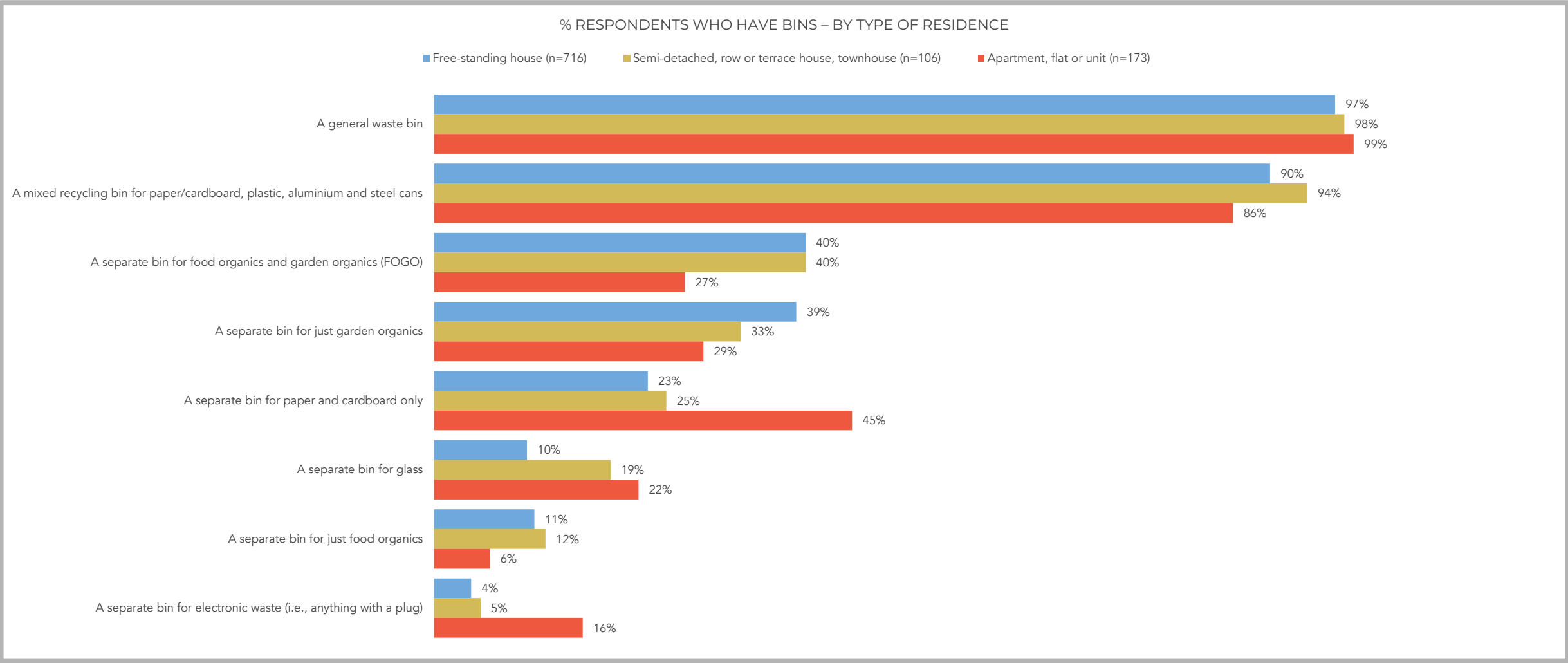
Presence of each type of specialised recycling bin is less common than general waste and recycling, with only just over a third reporting access to a separate bin for food and garden waste (38%) or a separate bin for just garden waste (37%).

Comparing dwelling types, smaller proportions of apartment dwellers than house or townhouse dwellers reported having separate organic bins, but higher proportions had separate glass or paper bins.



A1 What type of building do you live in?
A2 Is your household waste collected by your local council, or a private waste management contractor?
A3 Which of the following types of bins are provided to your household?

PROFILING – TYPES OF BINS AVAILABLE BY TYPE OF RESIDENCE

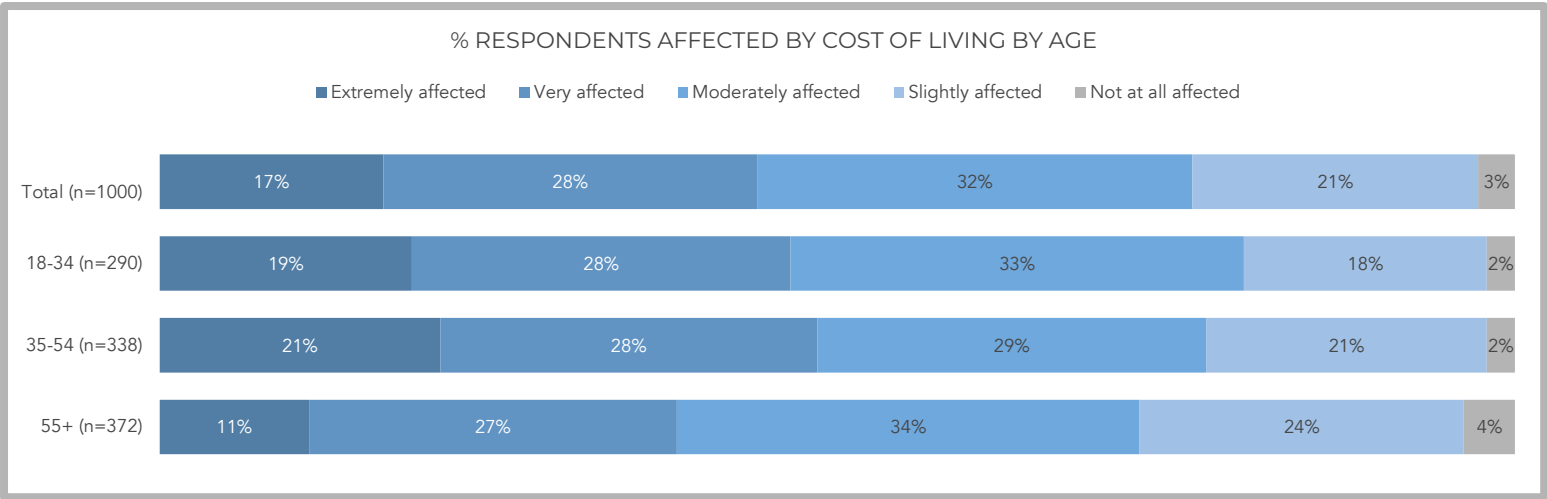
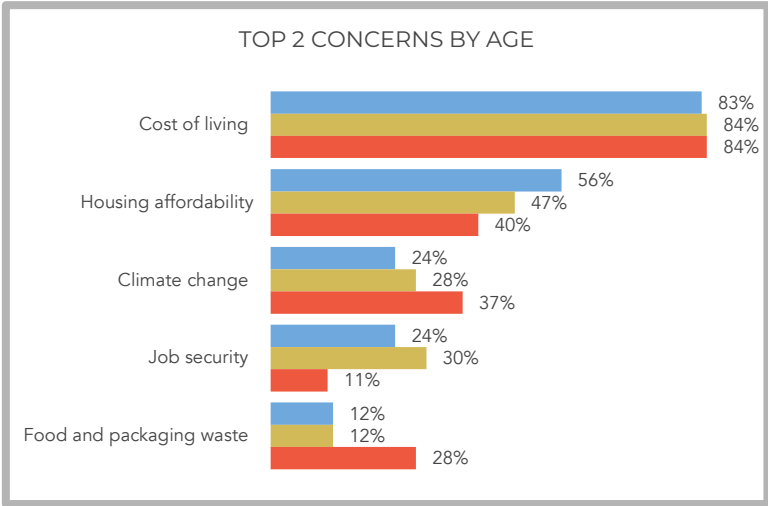
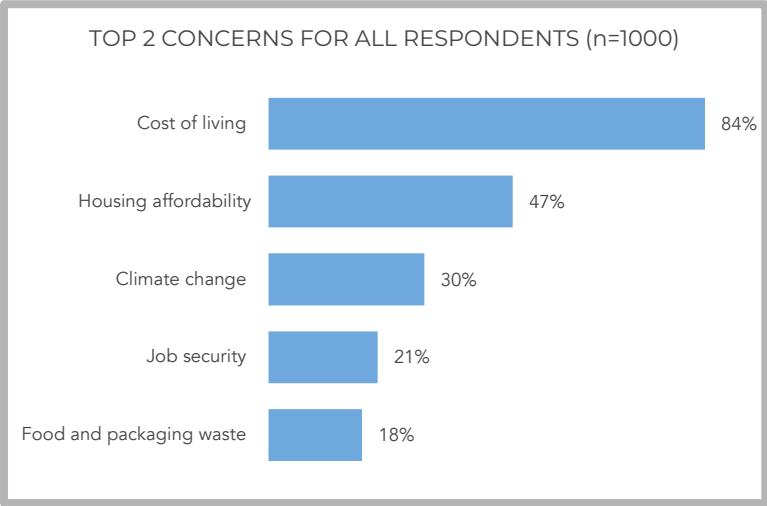


ENVIRONMENTAL CONCERNS AND COST-OF-LIVING

Asked to rank their current concerns between cost of living, climate change, housing affordability, job security and food and packaging waste, cost of living was the runaway top concern (84% placing it in their top two). Almost all respondents (97%) reported having been at least slightly affected by cost of living increases over the past year.

Although this concern is shared by all age groups, younger and mid-life Australians report being more affected by it over the past year. Nearly half of respondents younger than 55 years reported being very or extremely affected compared to 38% of those 55 and older.

It may be their feeling less impacted by cost of living that enabled 28% of Australians aged 55 and older to nominate food and packaging waste as one of their top two concerns, compared to only 12% of those under 55. In contrast, younger respondents placed housing affordability and job security as higher priorities than older respondents.



A5 Please rank these in order where 1 is what you are most concerned about, 2 is what you are the next most concerned about, and so on.
A6 To what extent have you felt affected by cost-of-living increases over the past year?



EXECUTIVE SUMMARY



EXECUTIVE SUMMARY

FAITH IN THE SYSTEM HAS BEEN BADLY SHAKEN - AUSTRALIANS WANT A RECYCLING SYSTEM THEY CAN TRUST

A sequence of high profile failures of Australian recycling processes and systems, prominently covered in media, has left many with a deep distrust of the efficacy of Australia’s recycling capabilities. Forty-three per cent say they don’t trust that their recycling will be properly recycled.

The primary causes of their mistrust are believing that mixing and contamination of recycling and landfill is common, resulting in intended recycling going to landfill. Close behind are hearing stories of improper recycling – mostly through media reporting but also from knowing people in the industry, or witnessing improper recycling. Specific incidents mentioned by respondents included the collapse of the RedCycle program, stories of warehouses stockpiling items meant for recycling, and the habit of shipping our recycling overseas. These stories and incidents relate to the lack of trust Australians are feeling in the parties responsible for managing recycling – local council, government more broadly, and the private companies creating and collecting the waste to be recycled.

Australians remain convinced of the importance of recycling – they just want to be reassured that efforts they make at home are being matched by the parties taking the recycling away. More visibility of the recycling processes and outputs would assist – 36% say they would be helped to recycle more if they had proof their items were actually being recycled, and 27% if they could see what happens to items after recycling.

AUSTRALIANS WOULD LIKE TO SEE IMPROVED RECYCLING STANDARDS AND INFRASTRUCTURE

Australians are also frustrated with the current state of recycling infrastructure across the country. Eight out of ten (83%) agree that there should be national consistency in recycling standards, and 50% believe that a lack of recycling infrastructure in Australia is a barrier to recycling as a society.

While motivations to recycle are moral (it’s the right thing to do, to help the environment, reduce waste going to landfill), the barriers are logistical. Asked what would help them to recycle more, Australians nominated better home waste management options (bigger bins, more separate bins, more frequent collection), consistency and clarity in labelling and standards, and incentives as the main opportunities to improve their recycling efforts. Also in demand are more accessible options for disposal of more complicated items: 48% agree that it is hard to get everything that should be recycled to the right place.

Organic waste disposal was a visible point of difference between those living in apartments compared to free-standing or townhouses. Significantly fewer apartment-dwellers reported access to any kind of food or green organics bin, which was reflected in the significantly lower proportions of apartment-dwellers engaging in composting – without access to a FOGO bin, apartment-dwellers also lacked space or garden areas in which to compost themselves.

EXECUTIVE SUMMARY

WHAT TO DO ABOUT DIFFICULT ITEMS

Australians are confident and comfortable in recycling paper and cardboard and hard plastics, but other items are much more challenging. Around one in five say they don't know how to correctly dispose of chemicals, paint cans, batteries and –waste – and of those who do know, at least half find it difficult.

TAKEAWAY CUPS REMAIN A CHALLENGE

Two-thirds of Australians (67%) said it is easy for them to correctly dispose of takeaway coffee cups (i.e., in a way that means they don't end up in landfill). However, when they were later asked where they would dispose of a takeaway coffee cup, 53% said the recycling bin.

Similarly, 60% of Australians said that they would put a takeaway 'paper' drink cup from a fast food restaurant in the recycling bin.

KNOWLEDGE OF WASTE SPECIFICS – SOME GOOD, SOME SORELY LACKING

When it comes to general waste disposal 'rules', the majority of Australians know that you should rinse your containers before putting them in the recycling, that batteries do not go in the recycling or the general bin, that leftover liquid or food can contaminate an entire truck of recycling. In general, older Australians demonstrated higher rates of knowledge than young Australians.

Digging deeper, however, there are serious gaps in correct knowledge around recycling labelling. Shown the Plastics Identification Code symbol for PVC and asked 'is this a recycling symbol', 81% said yes. Asked where they would dispose of an item with the same symbol, 50% chose the recycling bin.

Further, the vast majority have no idea just how long it takes common items to break down in landfill. Only 10% know that on average it takes at least 450 years for a plastic water bottle to break down in landfill, and only 4% that a disposable mask takes that long.

EXECUTIVE SUMMARY

A CIRCULAR ECONOMY

While familiarity with the term is low, once explained, interest in establishing such a system is high. Australians place the bulk of responsibility for creating such a system in Australia on the federal government, and companies and manufacturers, and believe that the first things that need to happen are building infrastructure for recycling, reprocessing and manufacturing in a circular economy, and education about how it will work and how Australians can participate. There is also appetite for more care and regulation on the design and regulation of production of new items to reduce the amount of non-circular, non-recyclable items coming into the cycle.

SUSTAINABLE PRACTICES

The majority of Australians are engaging in sustainable behaviours, most commonly waiting as long as they can before replacing worn out things (89%), and trying to repair rather than just replace (81%). Among those who engage in these behaviours, over a third either started doing so, or increased their focus on it, in 2022. Saving money is the most common motivation to engage in all these sustainable behaviours, with the exception of growing one's own food which is as or more commonly done for enjoyment.

GENERATIONS SHOW DIFFERENT APPROACHES TO RECYCLING AND SUSTAINABILITY

Consistently throughout the survey, older Australians (those aged 55 and older) exhibited more positive attitudes, knowledge and behaviours around recycling and sustainability.

- Significantly higher proportions of older Australians than younger engage in correct recycling behaviours most or every time (for example, rinsing items before putting them in the recycling, separating differently recyclable components, check recycling labels before disposal, removing batteries)
- Significantly higher proportions of older Australians than younger use reusable shopping bags most or every time, look for Australian-made items, avoid buying things they don't need and take note of recycling symbols
- Significantly higher proportions of older Australians than younger demonstrated correct knowledge of recycling rules such as correct disposal of batteries, not sealing recycling in a bag, and risks of contamination from spilled food and liquid

Reflecting all of these elements, a significantly higher proportion of older Australians (86%) rated themselves as good or very good recyclers than did younger Australians (79% of 35-54 year olds and 67% of 18-34 year olds).

Older Australians also indicated feeling less impacted by cost of living pressures than did younger Australians, which may allow them more energy to focus on recycling and sustainability concerns.



THE DETAILED RESULTS



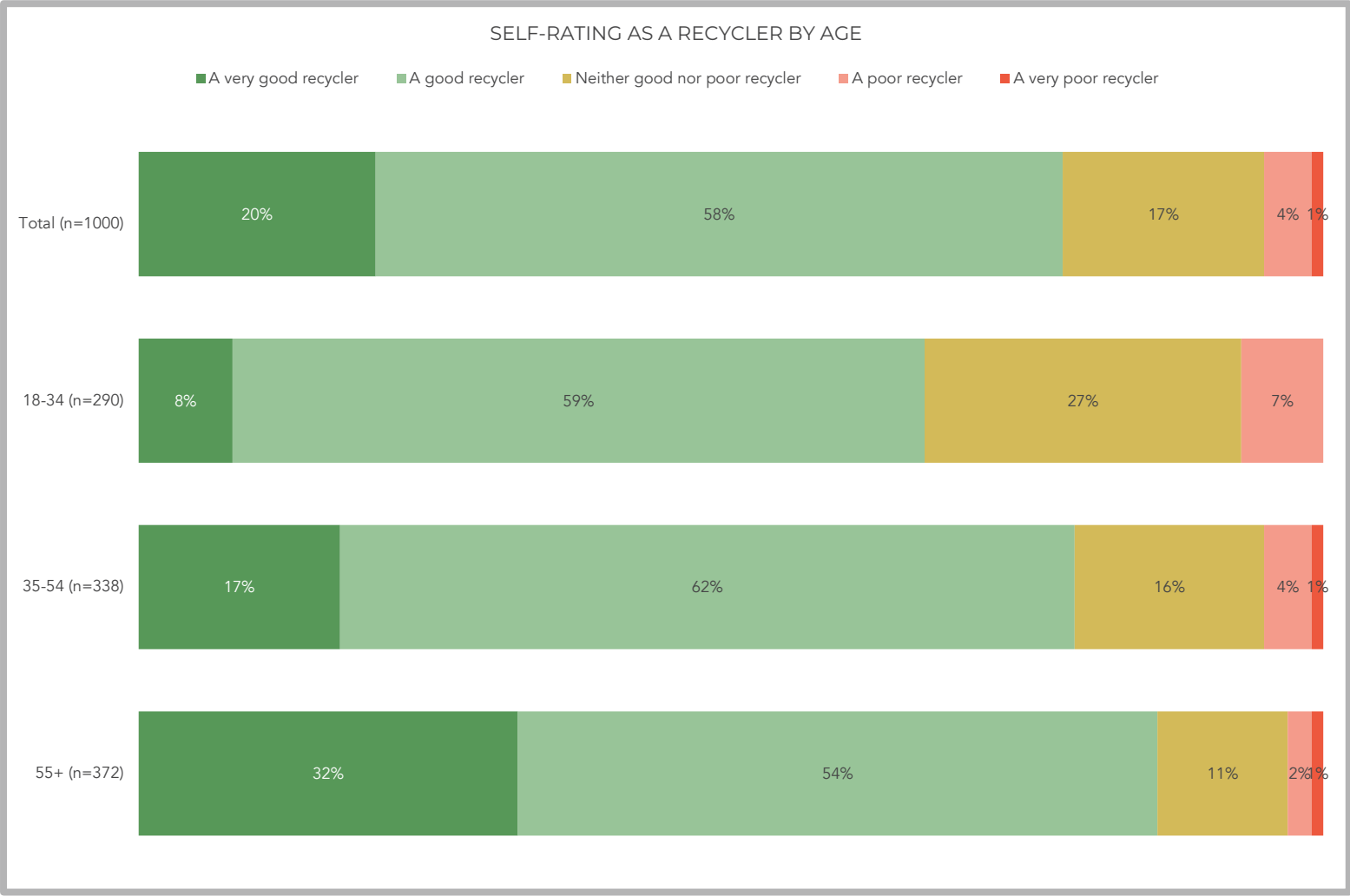


ATTITUDES TO RECYCLING



SELF-RATING AS A RECYCLER

Overall, 78% of Australians consider themselves to be good or very good recyclers. This self-perception grows increasingly strong with age, starting at 67% of 18-34 year olds, and rising to 79% of 35-54 year olds and 86% of those 55 and older.

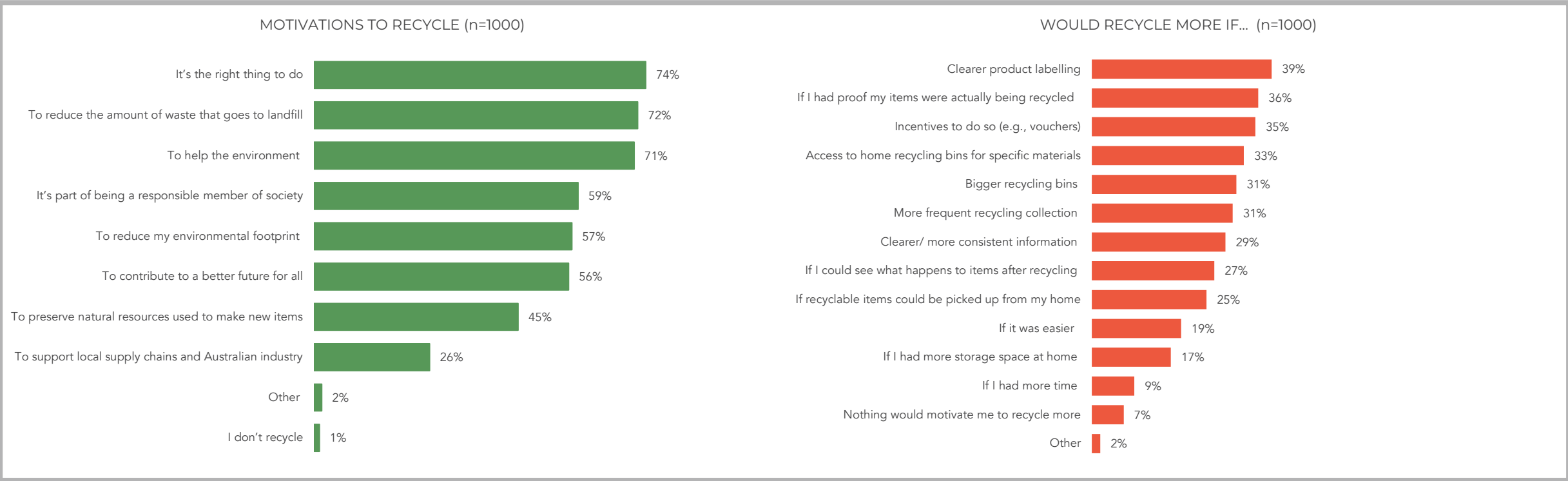


PERSONAL MOTIVATIONS AND BARRIERS TO RECYCLING

Overall, the top motivations to recycle are because it's the right thing to do (74%), to reduce waste that goes to landfill (72%) and to help the environment (71%). These motivations are consistently among the top 3 across age groups; however, a higher proportion of Australians over 55 endorse these reasons compared to young and mid-life Australians.

To facilitate more recycling, respondents believe there should be increased accessibility and transparency. Accessibility includes clearer product labelling (39%), better access to home bins for specific materials (33%), bigger bins (31%), and more frequent collection (31%). Transparency involves having proof that their items are actually being recycled (36%) and seeing what happens to their items after recycling (27%). Endorsement for these factors is fairly consistent across age groups.

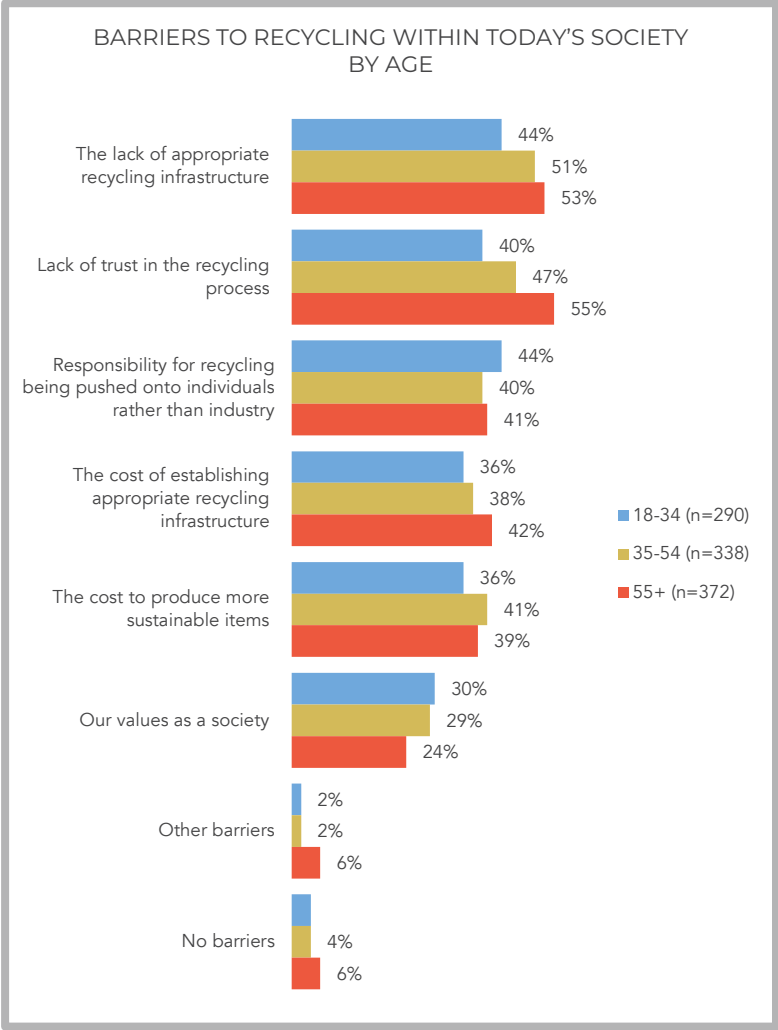
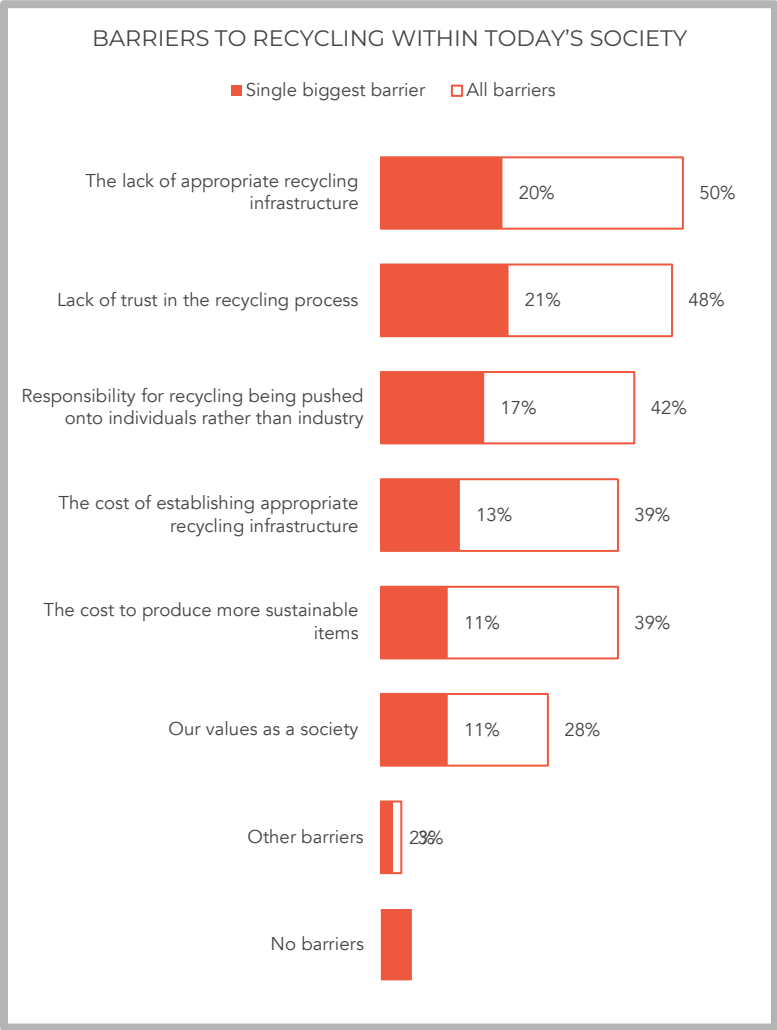
Of note, a higher proportion of young (38%) and mid-life Australians (42%) also want incentives to recycle, compared to older Australians (27%).



SOCIETAL BARRIERS TO RECYCLING

Lack of infrastructure (50%) and lack of trust (48%) are the two most commonly perceived barriers to recycling as a society.

The older respondents are, the more sceptical they are of the current infrastructure and processes – 55% of those 55 and older blame lack of trust in the recycling process compared to 40% of 18-34 year olds.



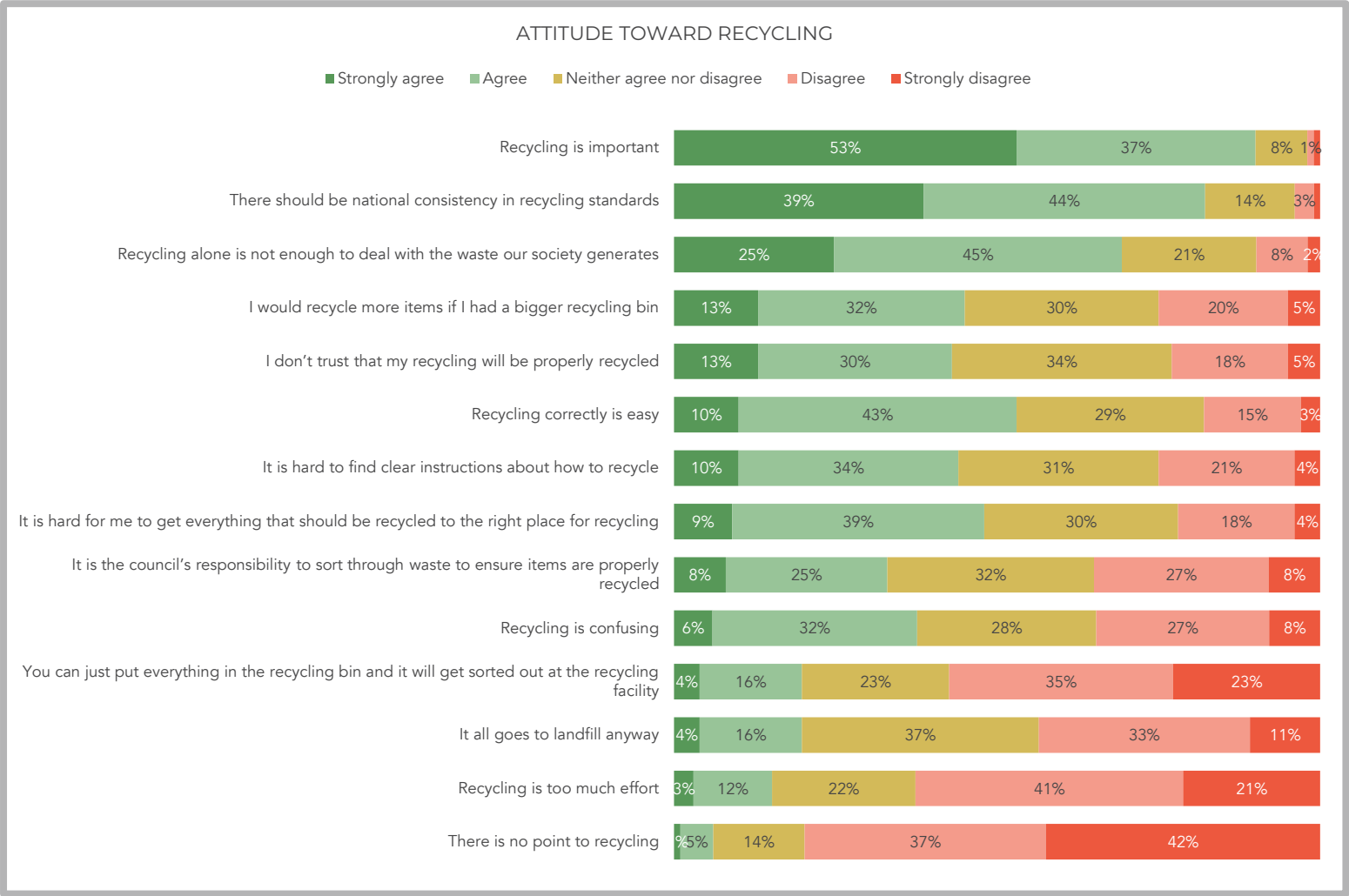
ATTITUDES TOWARDS RECYCLING

Most respondents agree that recycling is important (90%), and that there should be nationally consistent recycling standards (83%).

Nevertheless, they have doubts about the current state of the recycling system. Different age groups fairly consistently believe recycling alone is not enough to deal with the waste we generate. However, while 46% of older respondents express doubt that their waste will be properly recycled, only 14% actually think that everything goes to landfill. In contrast, this scepticism is more severe among younger (21%) and mid-life (24%) respondents. Nine per cent of these younger age groups also believe that there is no point to recycling, compared to 3% of older respondents.

Younger respondents also report higher logistical barriers to recycling. Over half find it hard to get items to the right place for recycling, and want a bigger bin, compared to 42% and 31% respectively in older generations. In turn, just under 50% report finding recycling easy, as opposed to 62% in the 55+ age group.

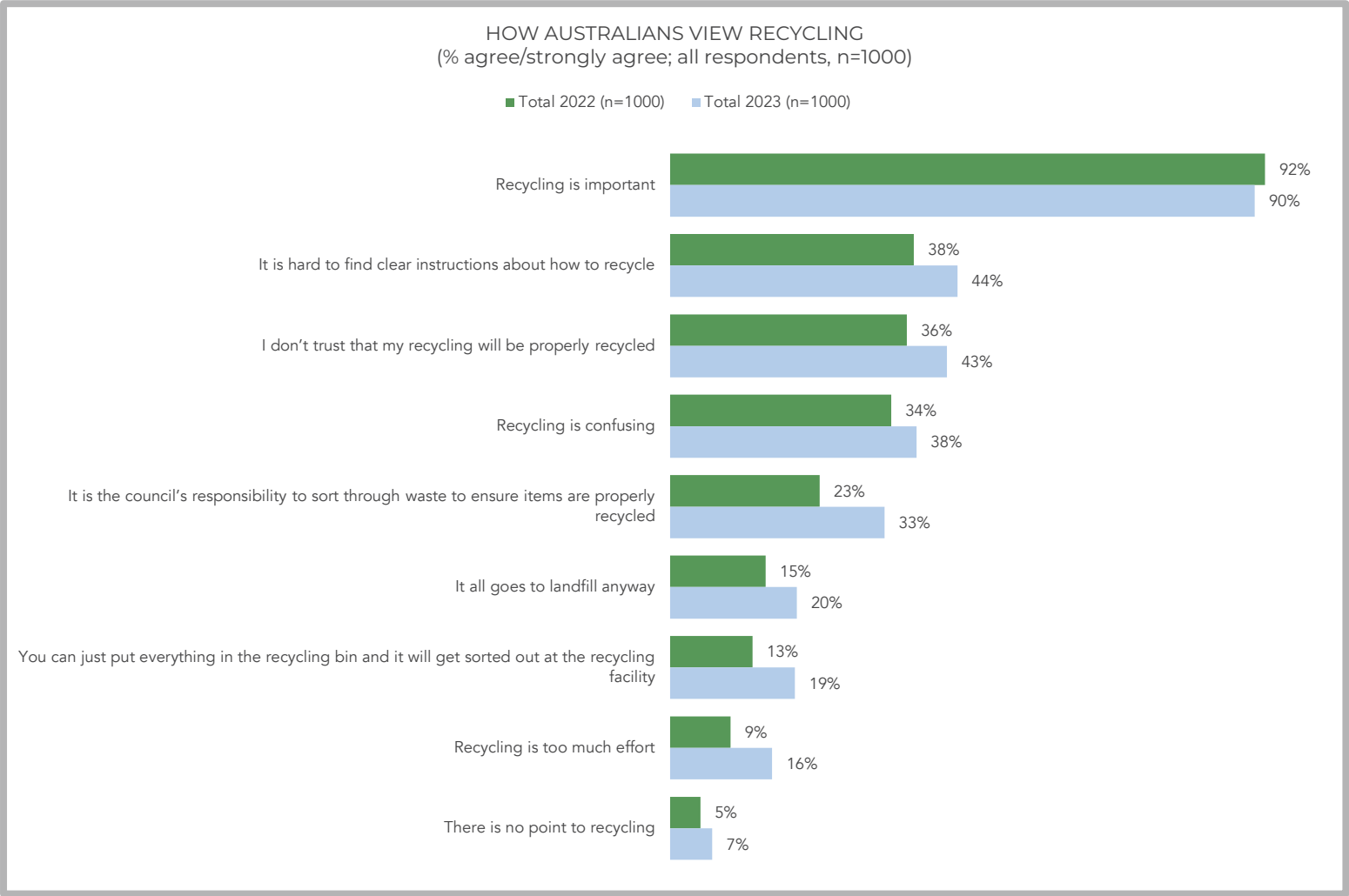
The belief that nothing they do matters, in addition to perceived logistical barriers, may influence younger generations’ relatively lower engagement in recycling behaviours.



ATTITUDES TOWARDS RECYCLING

Comparing these attitudes in 2023 to those reported in 2022, identification with barriers to recycling has increased. Significantly higher proportions in 2023 agree that:

- It is hard to find clear instructions about how to recycle
- They don't trust that their recycling will be properly recycled
- Recycling is confusing
- That it is the council's responsibility to sort through waste to ensure items are properly recycled
- That it all goes to landfill anyway
- That you can just put everything in the recycling bin and it will get sorted out at the recycling facility
- That recycling is too much effort
- There is no point to recycling



WHY AUSTRALIANS DON'T TRUST THE RECYCLING PROCESS

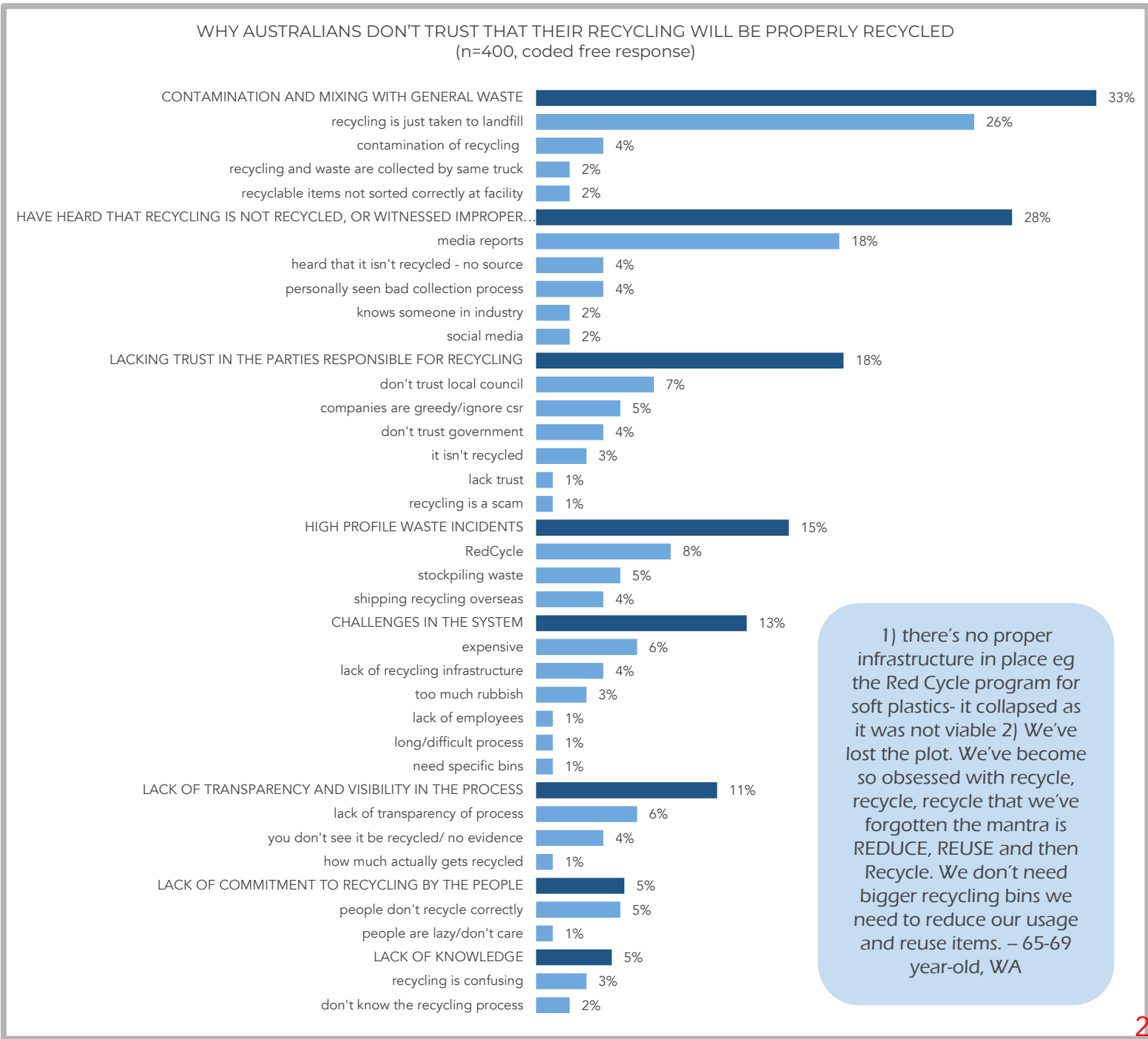
A sequence of high profile failures of Australian recycling processes and systems, prominently covered in media, has left many with a deep distrust of the efficacy of Australia's recycling capabilities.

The primary causes of their mistrust are believing that mixing and contamination of recycling and landfill is common, resulting in intended recycling going to landfill. Close behind are hearing stories of improper recycling – mostly through media reporting but also from knowing people in the industry, or witnessing improper recycling. Specific incidents mentioned by respondents included the collapse of the RedCycle program, stories of warehouses stockpiling items meant for recycling, and the habit of shipping our recycling overseas. These stories and incidents relate to the lack of trust Australians are feeling in the parties responsible for managing recycling – local council, government more broadly, and the private companies creating and collecting the waste to be recycled.

Respondents also acknowledged the challenges of recycling – its expense, the lack of infrastructure, complex processes, and the volume of waste being created.

Finally, respondents pointed to the 'behind closed doors' nature of recycling, contributing to an environment in which there is no way for individuals to check up and verify exactly what is happening to the items they want to be recycled.

I had a partner in the waste recycling industry - it's made me a bit jaded about material being rejected due to contamination in the feed. And I see several pieces a year about recycled materials redirected to landfill or sitting in storage waiting for treatment facilities to have capacity (or even be built). Make no mistake, I believe in recycling, but Australian governments and the Australian population is a mob of useless shits at spending the time and money to get it right. – 55-59 year-old, TAS



REASONS FOR LACK OF TRUST IN THE SYSTEM – IN THEIR OWN WORDS

Someone in the industry told me it doesnt -- 60-64 year-old, VIC

i have never once been shown or told via email etc what exactly our local council does with our recycling. -- 35-39 year-old, QLD

I heard from someone that works at the recycling plant that they send it overseas and it doesn't get recycled -- 45-49 year-old, SA

Because there has been videos posted on social media of recycling trucks taking landfill waste too and vice versa. -- 55-59 year-old, VIC

At one [supermarket] behind the scenes, I had seen massive amounts of soft plastic that was dropped off by customers dumped into a general waste rubbish with with general waste -- 35-39 year-old, ACT

How can you trust any corporation to do anything properly. These are the entities responsible for causing most of the environmental damage future generations will have to deal with. -- 55-59 year-old, WA

there has been no proven data that shows what happens to our recycled products. look at what has happened to Red cycle. how can anyone trust our products are being recycled properly. Also Mixing plastic, glass and cardboard together is just a mistake waiting to happen. no one knows what is recyclable or not. -- 35-39 year-old, VIC

Because it's cheaper to landfill it and companies always take the cheaper option. -- 50-54 year-old, WA

Minimal evidence of recycled materials being used, vague definition of what constitutes recycling, minimal infrastructure to deal with volume of recycled materias -- 30-34 year-old, WA

Firstly, we saw what happened to soft plastics Secondly, recycling is a business and businesses will always cut corners to save money -- 65-69 year-old, QLD

It's all run by private companies to make a profit. And it seems that the main way to achieve this is to do the minimum necessary work. -- 70+ year-old, VIC

Have seen too much evidenc/reporting to the contrary. Plus there is a lack of trust in the business sector and government to do the right thing. -- 55-59 year-old, QLD

Too many instances where it has been found that recycling has been sent to landfill -- 30-34 year-old, NSW

Because there is too much conflation of different items as a result of not having enough separate bins for separate materials in circulation to households. And the sheer scope of all waste is too large to recycle everything accurately without incurring separation costs, so I believe that many corners are cut by recyclers and waste removal operators to minimise their own costs and workload. -- 40-44 year-old, NSW

people are lazy -- 50-54 year-old, QLD

i think we are seeing evidence that recycling is not taking place as we thought it would be with programs failing and warehouse filled with recyclable items but nothing done with them -- 35-39 year-old, NSW

The recent soft plastics recycling collapse has confirmed my fears that recycling is driven by profit rather than doing the right thing. -- 60-64 year-old, NSW

in the media recently we have heard soft plastics just being stock piled and then ending up in landfill anyway. it doesnt make me feel confident the industry is working properly to recycle waste, so i question what others are doing. -- 35-39 year-old, VIC

Can't send it overseas anymore. Not enough recycling industries local. Only know glass is recycled locally. People trusted their thin plastic was being recycled for years to find it wasnt -- 70+ year-old, NSW

Because I have read news reports and seen documentaries in the past that show quite often items that you thought were destined for recycling were actually just dumped into landfill. Sometimes Australian items are shipped overseas to be recycled, it's crazy. -- 50-54 year-old, WA

Each council and state is different in the way they recycle and none seems consistent, which in turn feels like the actual recycle process is just as confused. -- 35-39 year-old, QLD

I regularly hear stories (and see first hand) recycling trucks unloading at landfill sites. Also in Melbourne this week, the EPA identified several warehouses containing recycled goods that haven't been dealt with in the right or timely manner. It also posed an environmental risk had the warehouse caught fire. -- 45-49 year-old, VIC

You hear on the news that the cost of recycling has skyrocketed so naturally there's a distrust in the process as people will cut corners to save money over time, leading to a distrust of the process from the consumer level. -- 35-39 year-old, NSW

I have read media reports about our council dumping the recycling trucks straight into landfill. I don't think very highly of my local council when it comes to environmental efforts. They continue to demonstrate a lack of regard for this when it comes to decisions they make for the city. -- 35-39 year-old, QLD

I've heard that if a nappy gets thrown in a bin then obviously the truck, then apparently the whole truck gets put in landfill. This is crazy as you see people all the time putting wrong stuff in bins. -- 50-54 year-old, QLD

I just feel like I don't have assurance it will be. I am a bit scarred after seeing the cleaner at work putting the waste from the recycling bins together with the general waste. I hope things get recycled but I don't have huge confidence they are. -- 45-49 year-old, ACT

The bins in the apartment books are not used properly even if I would do the recycling right other people don't -- 70+ year-old, VIC

I've read that if one item in a truck load is non recyclable then the whole load goes to landfill. It makes it seem like a waste of time if everyone doesn't do it properly. -- 40-44 year-old, WA

Because there has been a lot of videos and reports showing that most of it ends up into landfills. Also I don't believe the government truly cares about recycling because destroying the world doesn't affect those with money. -- 18-24 year-old, QLD

I had thought Councils were taking recycling to a proper facility but then I read in the newspaper that items were going to landfill. What is the point of recycling if that happens. I do my best with recyling as I believe it is important for our future but am not confident that proper recyling is taking place. -- 70+ year-old, VIC



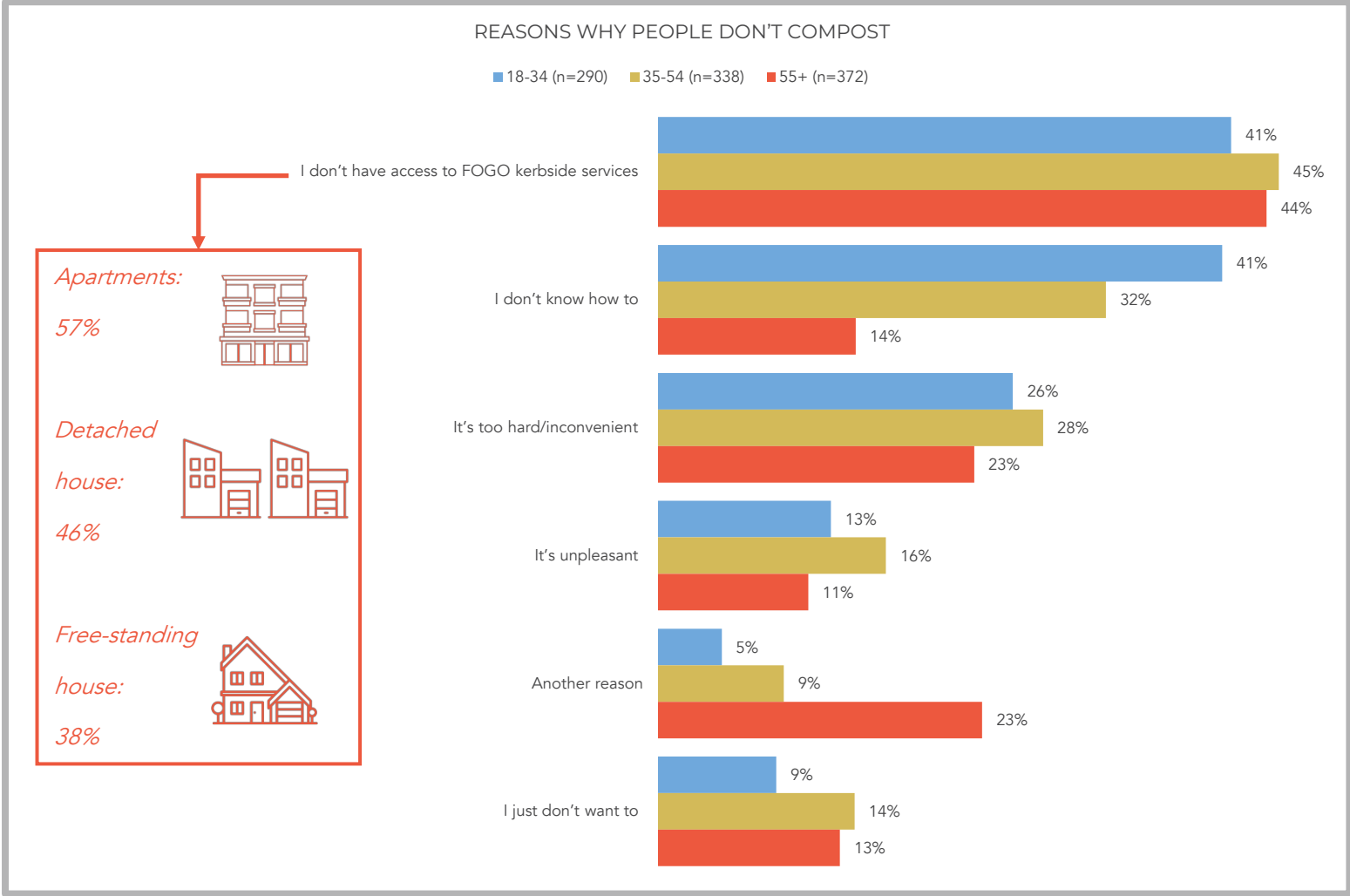
RECYCLING BEHAVIOURS



COMPOSTING

Only half of Australians report composting their food waste (50%). For those who do not, lack of access to FOGO kerbside service is the most common barrier (44%), followed by lack of knowledge (29%), and perceived difficulty and inconvenience (25%). This lack of access to FOGO services is particularly felt among apartment dwellers – 57% compared to 46% of detached and 38% of free-standing house dwellers.

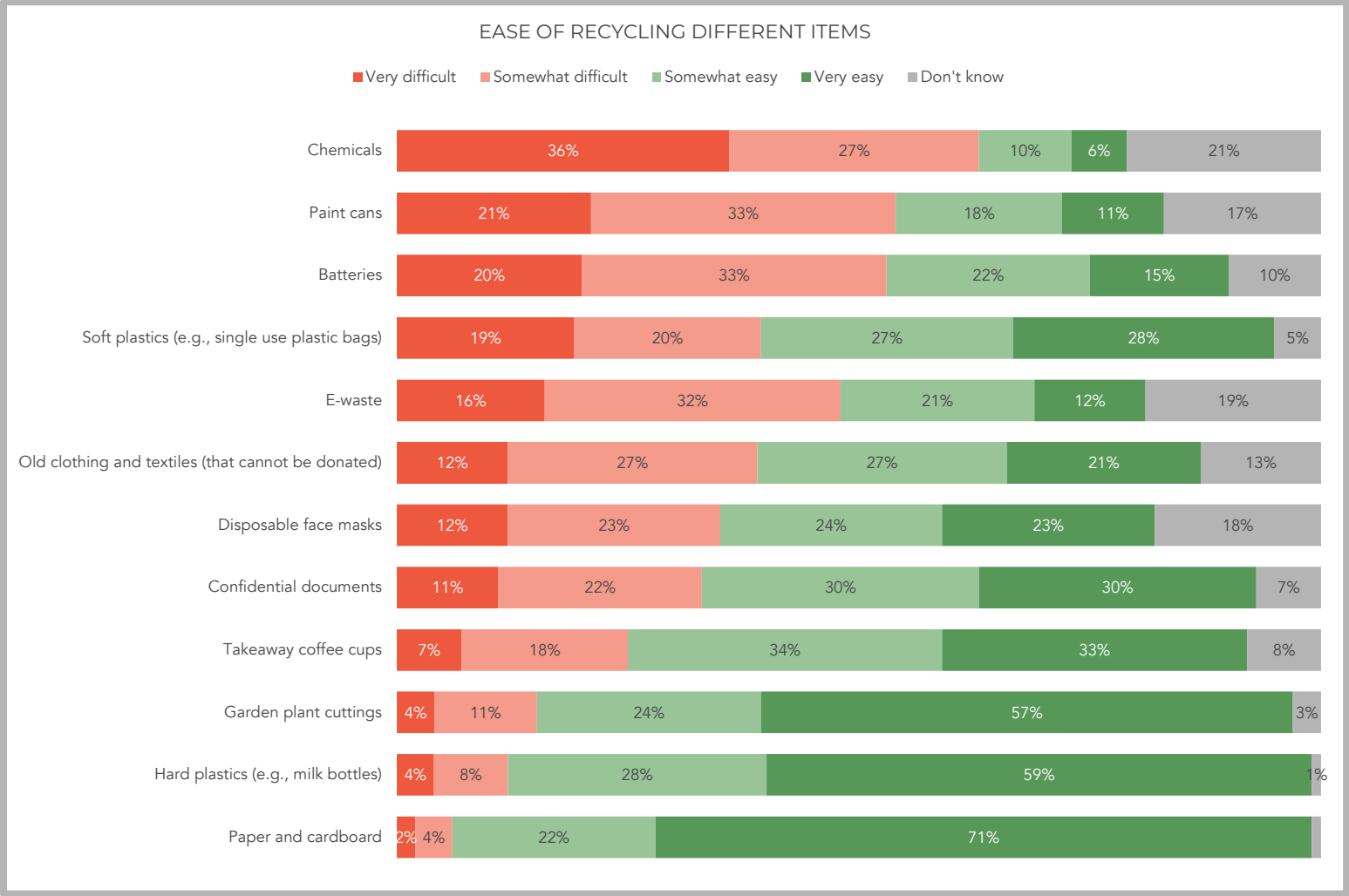
While the lack of FOGO service access and perceived difficulty/inconvenience do not differ across age groups, composting knowledge does. The younger the respondents, the more they cite the lack of knowledge as a barrier to composting: 41% of young Australians do not know how to compost, followed by 31% of mid-life Australians. In comparison, only 14% of Australians over 55 do not know how to compost.



EASE AND DIFFICULTY OF RECYCLING SPECIFIC ITEMS

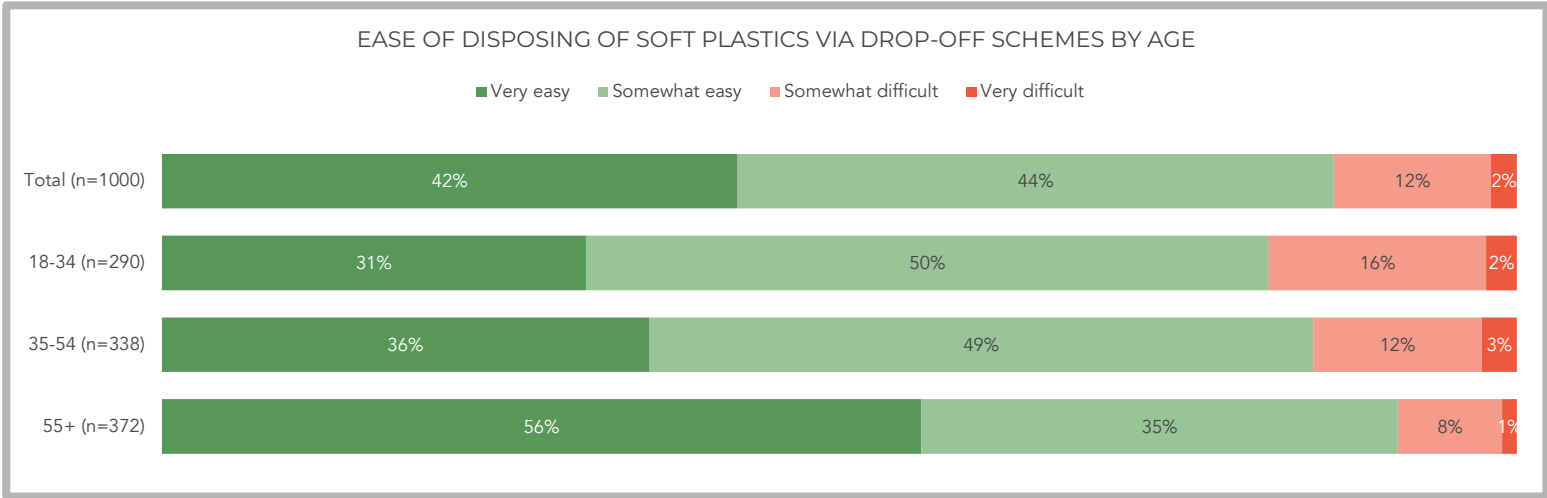
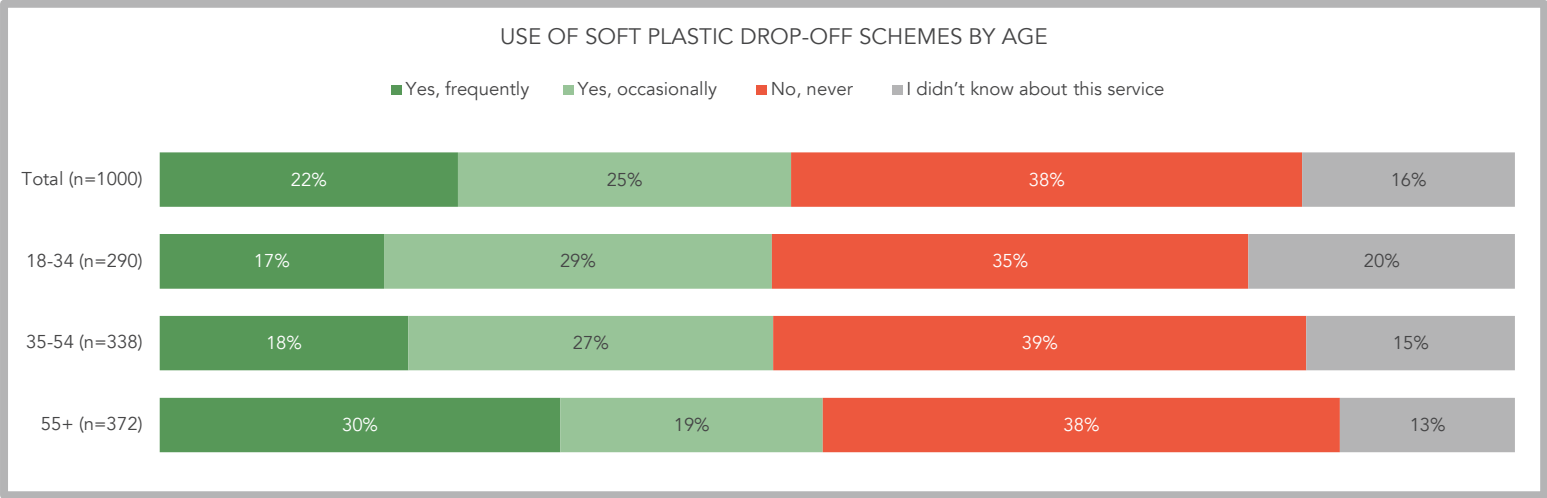
Roughly one in five respondents say they do not know how to correctly recycle chemicals (21%), e-waste (19%), disposable face masks (18%) and paint cans (17%). This number is consistent across age groups.

Among those who know how to recycle, chemicals, paint cans, batteries and e-waste are the items most difficult to dispose of correctly, while paper and cardboard, hard plastics and garden plant cuttings are the easiest.



USE OF SOFT PLASTIC DROP-OFF SCHEMES

Soft plastic drop-off schemes are well known of among respondents, with 47% overall having used these services. Those who had used them reported that it made it easy to dispose of their soft plastics (86%), with reported ease increasing with age.



FREQUENCY OF ENGAGING IN POSITIVE WASTE MANAGEMENT BEHAVIOURS

More than half of Australians say engage in many positive recycling and sustainable shopping behaviours **most or every time**:

RECYCLING

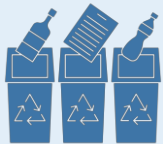
- 66% empty or rinse recyclable containers before putting them in the recycling bin
- 63% ensure batteries are removed from battery-operated items before putting them in the rubbish bin, and check for the recycling symbols to see where an item should be recycled before disposing of it
- 62% separate the components of a single product and recycle or dispose of in the appropriate bin
- 57% separate soft plastic and film from hard plastic before recycling and take the lids off glass and plastic bottles before putting them in the recycling

SHOPPING

- 85% use reusable shopping bags
- 67% avoid buying things they don't need

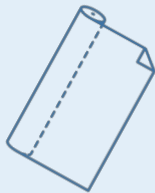
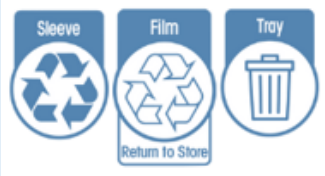
Fewer than half, however, check local recycling rules for items they're unsure about (43%), seek out products with minimal packaging (42%) or take note of recycling symbols on packaging (42%).

62% of Australians **separate the components of a single product** to recycle or dispose of in the appropriate bin most or every time



66% of Australians **empty or rinse recyclable containers** before putting them in the recycling bin most or every time

63% of Australians **check for the recycling symbols** to see where an item should be recycled before disposing of it most or every time



57% of Australians **separate soft plastic and film from hard plastic** before recycling most or every time

57% of Australians **take the lids off glass and plastic bottles** before putting them in the recycling most or every time



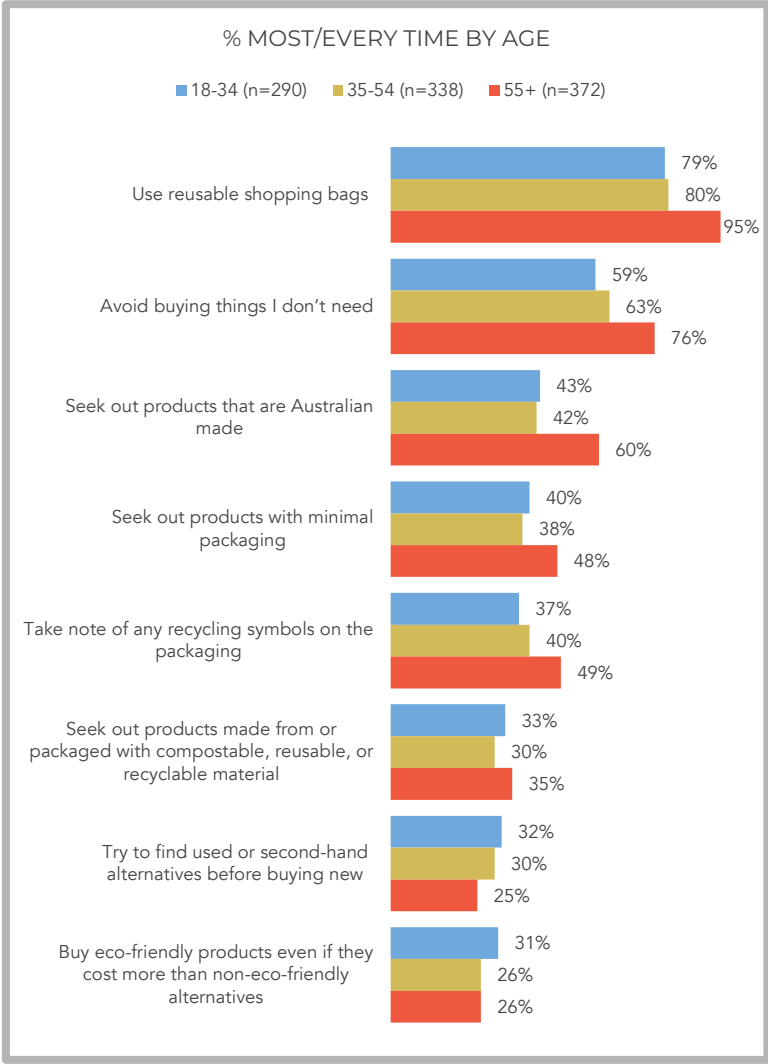
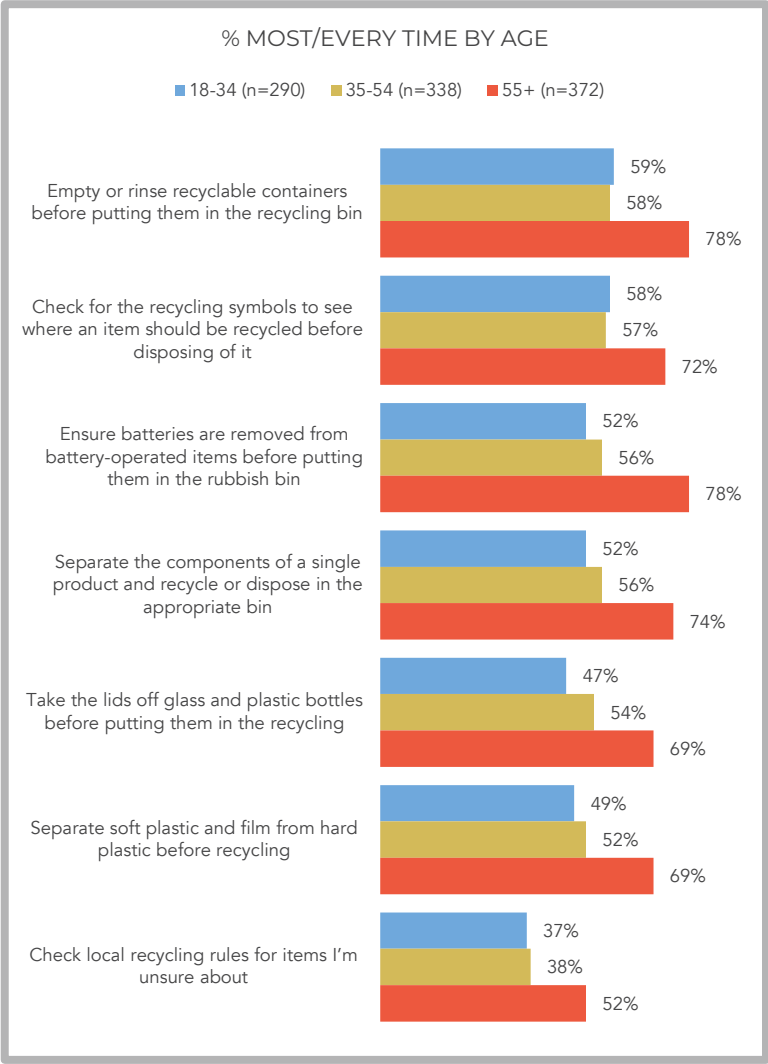
43% of Australians **check local recycling rules** for items they're unsure about most or every time

FREQUENCY OF ENGAGING IN POSITIVE WASTE MANAGEMENT BEHAVIOURS

In general, older Australians report far more consistent engagement in positive recycling and shopping behaviours than do younger Australians.

The only exceptions are (1) seeking out second-hand alternatives before buying new, and (2) buying eco-friendly products even when they're more expensive, with 25% older and mid-life Australians doing this compared to 31% young Australians.

There are also generational divides in how respondents handle an item with no recycling information: while all ages are equally likely to dispose of the item in the general waste bin, 20% of older Australians would check council pamphlets compared to 8% of 18-34 year olds and 11% of 35-54 year olds. In contrast, 35% of 18-34 year olds would look online compared to 27% of 35-54 year olds and 22% of those 55 and older.



SATISFACTION WITH CURRENT WASTE MANAGEMENT OPTIONS

Overall, 61% of respondents expressed themselves as satisfied with their current waste management options, with older Australians more satisfied than young Australians.

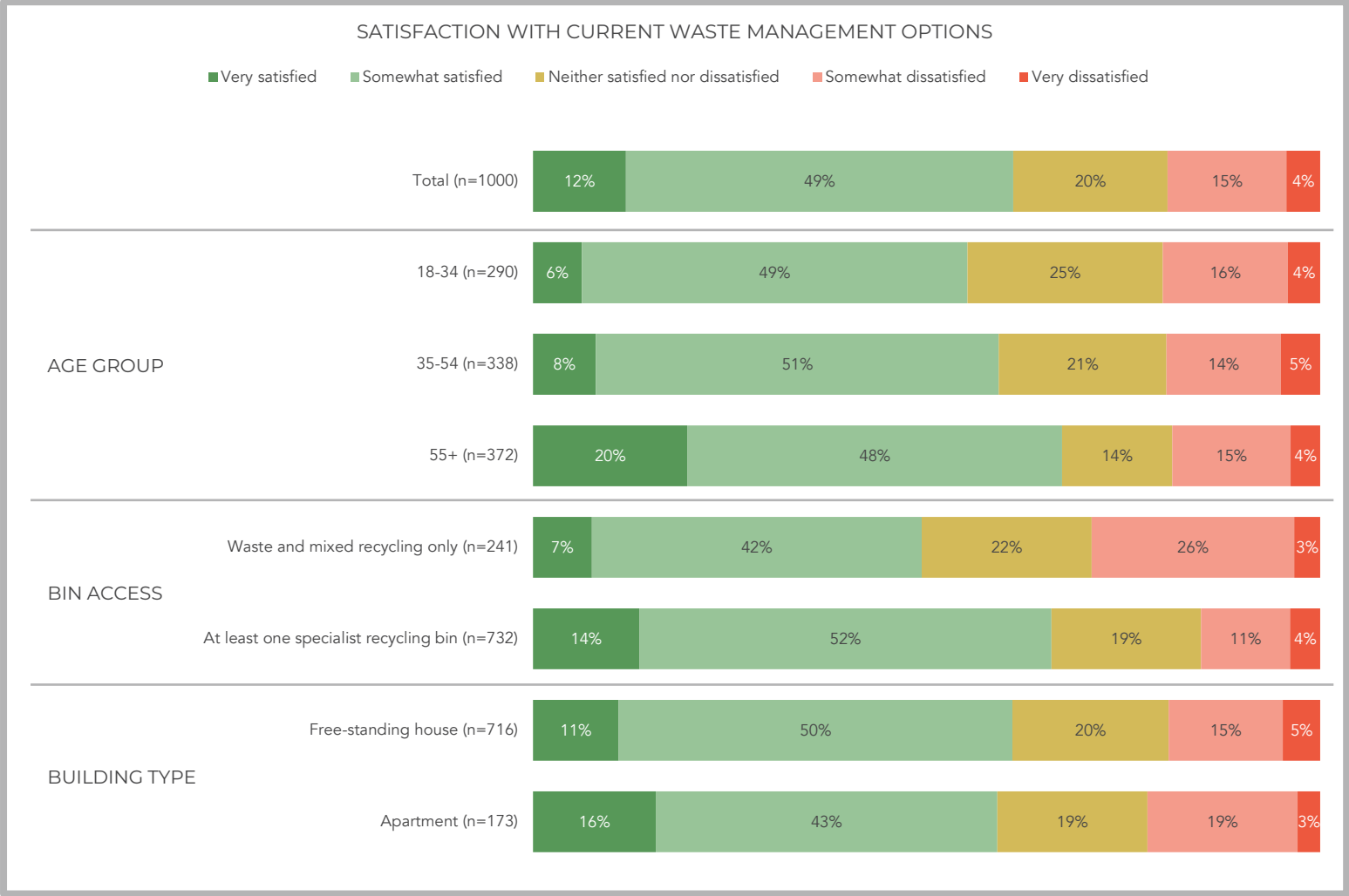
Satisfaction was also higher among respondents with access to at least one specialist recycling bin compared to those who only had general waste and mixed recycling (66% vs. 49%).

Asked about the sources of their dissatisfaction, and what could make them more satisfied, the main theme was 'more':

- More different/separate bins
- Bigger bins
- More frequent collection

Other issues raised by respondents included:

- Not trusting that things were getting recycled properly and wanting reassurance or evidence
- Lack of education around correct recycling causing other people to recycle improperly
- The cost of correct waste disposal – for instance dropping green waste off at a council tip if they do not have access to an at home green waste bin
- Challenges in disposing of waste correctly in households without a vehicle to transport waste



A1 What type of building do you live in?
A2 Is your household waste collected by your local council, or a private waste management contractor?
A3 Which of the following types of bins are provided to your household?
B12 You told us earlier about the specific bins that you have available for your household waste. How satisfied or dissatisfied are you with your access to waste management options?
B13 Why aren't you satisfied with your waste management options? What would make you more satisfied?

REASONS FOR DISSATISFACTION – IN THEIR OWN WORDS

It is expensive to take our green waste to the local tip when the council could provide us with bins for this. -- 55-59 year-old, VIC

I want food waste bins -- 40-44 year-old, ACT

I'd be more satisfied I knew it was definitely getting recycled. -- 40-44 year-old, TAS

A bigger bin and more frequent collection -- 35-39 year-old, QLD

I feel like I am always at risk of doing something wrong when trying to recycle. They should just take everything and deal with it regardless of it being recycled. I'd be happy to pay more my rates or taxes to do it right -- 35-39 year-old, TAS

More Clearer Marking on what can and cant be put in them. having a mixed recycling bin does not entice me to recycle. having separate bins for glass, plastic and carboard would make it more accountable to recycle. -- 35-39 year-old, VIC

If the burden of climate change wasn't put on the shoulders of everyday people -- 45-49 year-old, QLD

if u dont have a car i am unable to go to the landfill centre up here -- 70+ year-old, VIC

I would like to do more for recycling but I find it really confusing and I also don't know if I fully trust the recycling supple chain -- 25-29 year-old, TAS

Our local council only supplied one bin for all waste. To recycle you must physically take the wastes to the council dump. We get a couple of vouchers a year but after that we have to pay to take waste to the dump. There are a couple of independent waste recyclers in Alice Springs but it is hard to find information about them and their opening times are very limited. -- 60-64 year-old, NT

Larger recycling bins or even weekly pick-ups as opposed to fortnightly. Extra pick ups and curbside collection around Christmas would be ideal because that's when people are replacing old with new. -- 40-44 year-old, QLD

It would be helpful to have the ability to schedule ad-hoc recycling collections for items that are less common - e.g. EPS (when you get a new appliance), paint, e-waste (when you throw out your old appliance), fabric, soft plastics... things that are recyclable, but not able to be put into the offered recycling bins. -- 40-44 year-old, VIC

If they actually provided you with the equipment needed to actually sort the recycling at home, not many households can afford to purchase separate containers to sort refuse properly -- 35-39 year-old, SA

Because we only have 1 recyling bin for a whole fortnight it is not big enough and so is the general waste bin they are very small. I would love to have a bin for green waste disposal and also a e-waste bin to would be a great thing -- 35-39 year-old, WA

the general waste bin is emptied weekly but is less than half full because of all the recycling we do, but the recycling bin is always overfull and only gets emptied fortnightly, so we end up having to put recycling in the regular bin or have piles of recycling lying around waiting for the bin to be emptied -- 40-44 year-old, SA

Everything is so mixed up inside. I don't think they will be peppery recycled -- 35-39 year-old, WA

It would be good to have extra bins like some other Councils to sort out the recycling better -- 50-54 year-old, VIC

we are using too much soft plastic, the priority now is to bring the soft plastic recycling back. -- 50-54 year-old, VIC

As a renter, I don't have the option to recycle green waste or food compost without incurring charges. These services could be invoiced to the landlord, or the council provide free collection and potentially use the green waste for compost or woodchips around the local parks and gardens. -- 45-49 year-old, VIC

Being able to take larger items for recycling somewhere where they are accepted free of charge. Also, having to pay for the biodegradable bags for food waste in our council area is a big deterrent to separating this type of waste. Some council areas provide them for free but my council area (Playford) charges for them. The cost is quite unreasonable. I would be okay to pay a nominal fee (maybe \$1 per roll) but they are expensive. -- 45-49 year-old, SA

I have to share bins with other people in the apartment block but they fill up very easily and often people put in the wrong things. I already collect cans to recycle for 10 cents each and would also do this with my waste for an incentive -- 55-59 year-old, NSW

more than one recycle bin so paper, cardboard, plastics, metal etc can be better sorted at the source. -- 65-69 year-old, QLD

There are lots of items that apparently can be recycled that you can't put in the home recycling bins. It's not easy to seek out information on how to recycle some items and it takes time and effort. I'm very sad the soft plastic recycling program is no more. -- 45-49 year-old, ACT

As I don't drive it is very difficult to transport waste to recycling depots. I can put normal recyclables in the bins, but clothing, e-waste, chemicals and paint are a nightmare for me. The Council Hard Rubbish Collection people don't want to know me, the Community Bus that takes me shopping won't take me to the collection point, and as for the Taxi Company, when the driver found it was chemicals and garden poisons I was loading his cab with he got a bit over excited. I would dearly like to see some solution that would accommodate the items I've mentioned. -- 70+ year-old, VIC

Our family has two houses. At one under another council, there are several separate bins for glass, compost organic stuff etc. At our main residence, we just have two. Makes it hard to seperate things. -- 18-24 year-old, VIC

I would like a second or bigger recycling bin. I would like to know how clean something has to be before recycling. I would like various recycling drop offs scattered everywhere that you can take harder to recycle materials like batteries and soft plastics to easily get rid of. -- 18-24 year-old, QLD

For the normal sized family general waste bin is too small. This then forces you to put marginal material s in recycling bins. -- 60-64 year-old, WA

















My council has one bin - general waste. They do not have green waste or recycling AT ALL. There is a privately run recycling centre in my town but still only does cardboard and glass. Very very disappointing -- 25-29 year-old, NSW

because we already pay through the roof rates and really get nothing for it then they expect us to do a ton of work to recycle I'm not wasting my water which costs a ton of money rinsing out the recycling the green waste rubbish bin fits 3 shopping bags and it's full so you have to stuff the rubbish in so tight it doesn't get emptied properly and a lot of time I have recyclable appliances etc and no where to put them and not going all the way to the tip which is miles away to get rid of them -- 50-54 year-old, VIC

SORTING WASTE

Respondents were shown a range of common household waste items, and asked how they would dispose of each one.

I attempted to look online for the disposal of Styrofoam and was taken to multiple links, none of which answered the question, I went from one link to another without success and still have no idea as to how to properly dispose of Styrofoam, not a good result in my mind – 70+ year-old, SA

LANDFILL		RECYCLING		
	92% of Australians correctly dispose of used nappies in landfill		86% of Australians correctly dispose of milk bottles in mixed recycling	
	75% of Australians correctly dispose of disposable face masks in landfill		87% of Australians correctly dispose of paper and cardboard in mixed recycling	
	59% of Australians correctly dispose of Styrofoam in landfill		72% of Australians correctly dispose of soft drink bottles in mixed recycling	
	63% of Australians correctly dispose of bread bags in landfill		66% of Australians correctly dispose of takeaway food containers in mixed recycling	
SPECIALISED RECYCLING		ORGANIC/GARDEN WASTE	TAKEAWAY CUPS	
	63% of Australians correctly dispose of batteries in specialised recycling			53% of Australians incorrectly dispose of their takeaway coffee cups in the recycling bin
	30% of Australians correctly dispose of old clothes in specialised recycling; 45% also equally correctly dispose of these in landfill			60% of Australians incorrectly dispose of their A takeaway 'paper' drink cup from a fast food restaurant in the recycling bin
	59% of Australians correctly dispose of paint cans in specialised recycling			
	63% of Australians correctly dispose of chemicals in specialised recycling			
	62% of Australians correctly dispose of old mobile phones in specialised recycling			

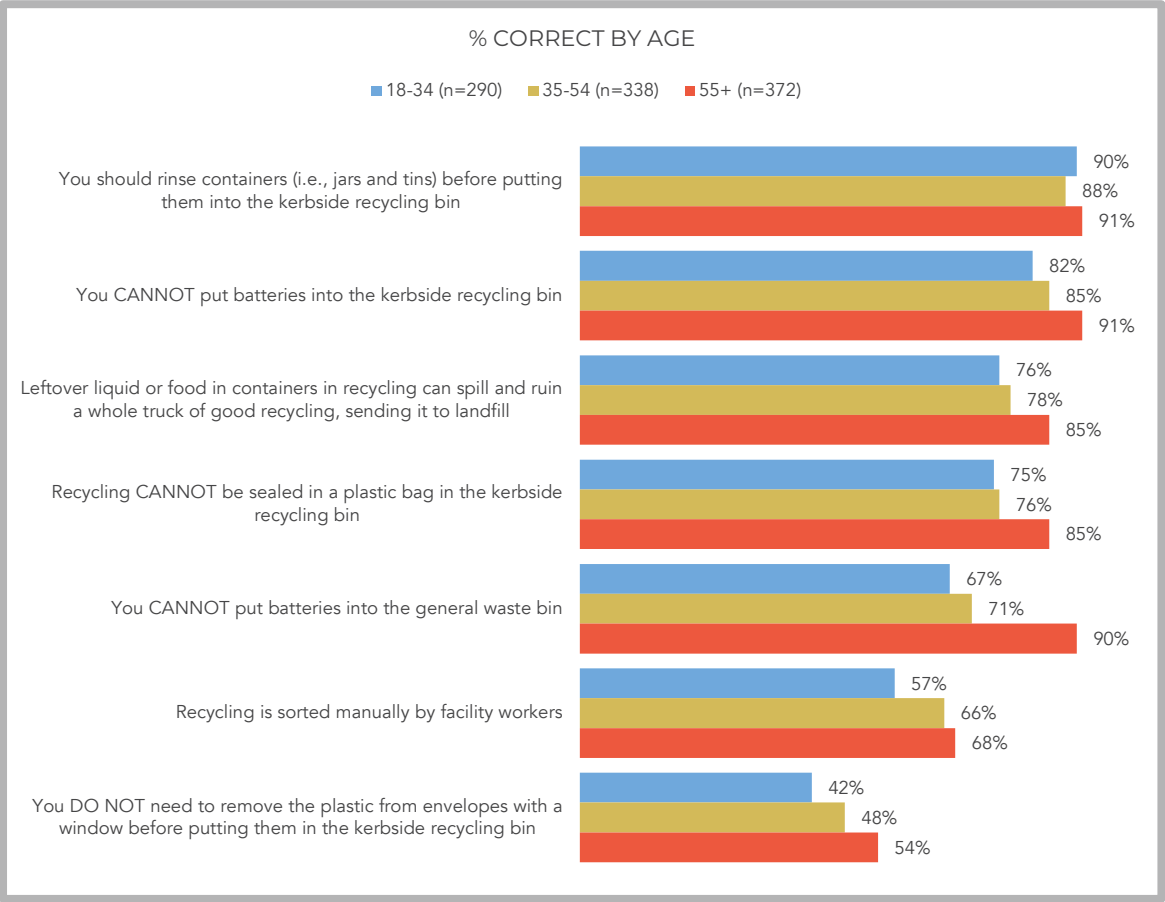
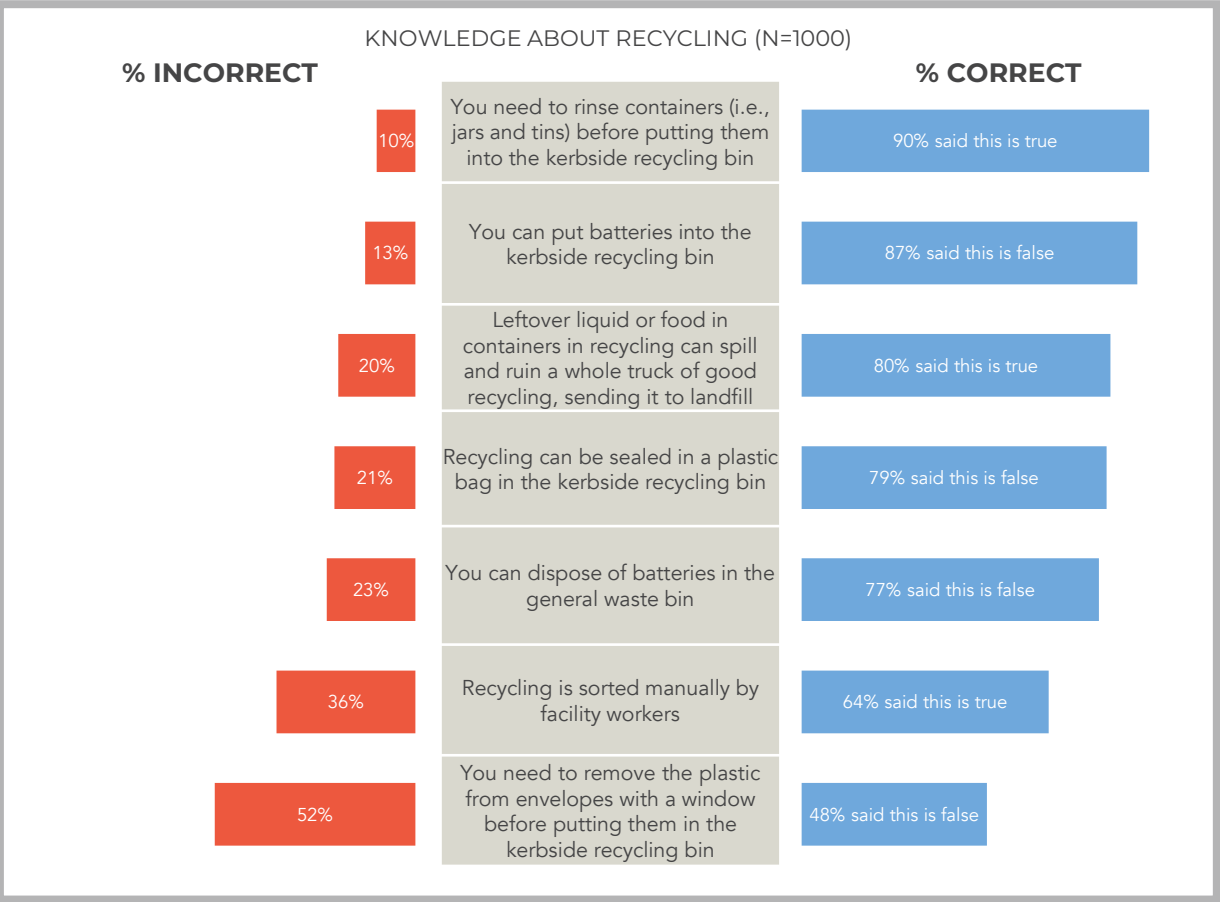


RECYCLING KNOWLEDGE



KNOWLEDGE OF RECYCLING AND WASTE DISPOSAL RULES

Most respondents have adequate knowledge of recycling and waste disposal rules for general waste as well as batteries. Knowledge about recycling appears to be associated with age, with older Australians answering correctly more frequently than younger Australians.



D1 What do you think is done with items in the kerbside recycling bin after they are collected?
D2 How do you think recycling is sorted?
D3a Are the following statements about kerbside recycling true or false?
D3b Are the following statements about disposing of batteries true or false?

RECYCLING VS IPC SYMBOLS

The universal recycling symbol, logo, or icon is an internationally recognized symbol used to designate recyclable materials.

On items containing plastic, the Plastics Identification Code (PIC) symbols bear a strong resemblance to the universal recycling logo, creating a source of confusion for correct recycling practices.

To explore general comprehension of the difference between the universal recycling symbol and PIC symbols, respondents were divided randomly into one of two groups to be asked a question about the PIC symbol for an item made of PVC – a plastic that is difficult to recycle and contains harmful chemicals, and as such should **not** be disposed of in the recycling.

Group 1 was asked a yes/no question: “Is this [the PIC symbol for PVC] a recycling symbol?”

- Eight out of ten respondents *incorrectly* identified the symbol as being a recycling symbol

Group 2 was asked how they would dispose of an item that had only the PIC symbol for PVC on it

- One in two respondents said that they would dispose of the item in the recycling bin – thus indicating that they interpret it as a recycling symbol



The universal recycling symbol



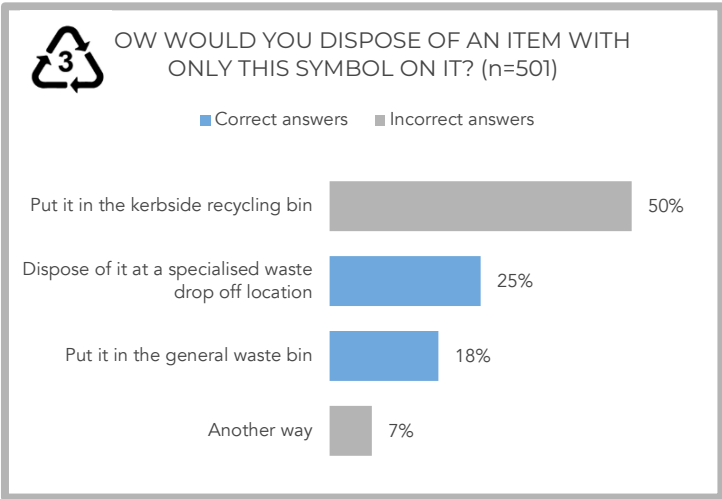
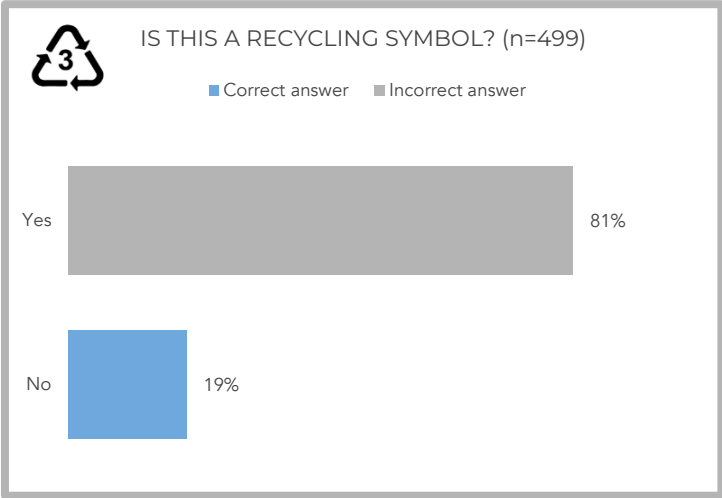
The Plastics Identification Code symbol for items made of PVC, or Polyvinyl Chloride

“The recycling symbols and the sort of plastic symbol are very similar. It was a surprise to me to learn that, having never been instructed on the different symbols” – 70+ year-old, VIC

“Sometimes it is difficult to remember what the different numbers mean on certain hard plastics & how they should be disposed of” - 70+ year-old, VIC

“Stop asking people to interpret the symbols on products. If you don't like us using them as a recycling symbol DO SOMETHING ABOUT IT!” – 70+ year-old, VIC

“That code 3 needs to be removed from the recycling arrows or it will continue to fail us” – 60-64 year-old, VIC



LENGTH OF TIME FOR ITEMS TO BREAK DOWN IN LANDFILL

Respondents were asked to guess the number of years they thought it took a range of common items to break down in landfill. The tendency was to vastly underestimate the time required.

In their final (voluntary) comments at the conclusion of the survey, a number of respondents talked about what they had learned in relation to the time it takes items to break down in landfill:

Very interesting and though-provoking survey! I'm embarrassed that I didn't know how long it takes waste items to break down.
– 40-44 year-old, TAS

“Thank you very much. I'm glad I've done survey. I've learnt new things about how long stuff don't break down easily Made me think what I can do in the future” – 50-54 year-old, QLD



ITEM	How long it really takes (on average) for the item to break down in landfill	How many Australians don't realise how long it takes?
A glass bottle	Millions of years	<ul style="list-style-type: none">• 98% think it takes less than 1,000,000 years• 86% think it takes less than 1,000 years
A plastic water bottle	450 years	<ul style="list-style-type: none">• 90% think it takes less than 450 years
A plastic shopping bag	10-1000 years (depending on specific plastic composition)	<ul style="list-style-type: none">• 26% think it takes less than 10 years• 44% think it takes 10-99 years• 22% think it takes 100-999 years
Disposable mask	450 years	<ul style="list-style-type: none">• 96% think it takes less than 450 years
Wet wipes	100 years	<ul style="list-style-type: none">• 83% think it takes less than 100 years



SUSTAINABLE LIVING



THE WASTE HIERARCHY

Respondents were provided with five different solutions for managing waste; each differed in their level of sustainability with ‘avoid buying unnecessary or single-use items’ being the most sustainable and ‘dispose of waste into landfill’s being least sustainable.

A high proportion of Australians (71%) correctly said that disposing of waste into landfills was the worst of the presented solutions, while 35% nominated avoiding buying unnecessary or single-use items was the best. Priority ranking of different options within the waste hierarchy did not differ across age groups.

CORRECT ORDER	1	2	3	4	5
1. Avoid buying unnecessary or single-use items	35%	20%	16%	20%	10%
2. Reuse materials by donating them, upcycling or repurposing	17%	27%	27%	22%	7%
3. Buy products that use recycled packaging or materials	19%	26%	27%	21%	8%
4. Recycle materials in the correct bins to ensure they can be made into something new	25%	22%	23%	25%	5%
5. Dispose of waste into landfills	5%	5%	7%	12%	71%

THE CIRCULAR ECONOMY

More than half of respondents (58%) say they have never heard of the circular economy, 20% have heard the phrase only, and only 22% have any idea what it means. Once shown a description, however, 80% felt it was something very or extremely important to implement in Australia.

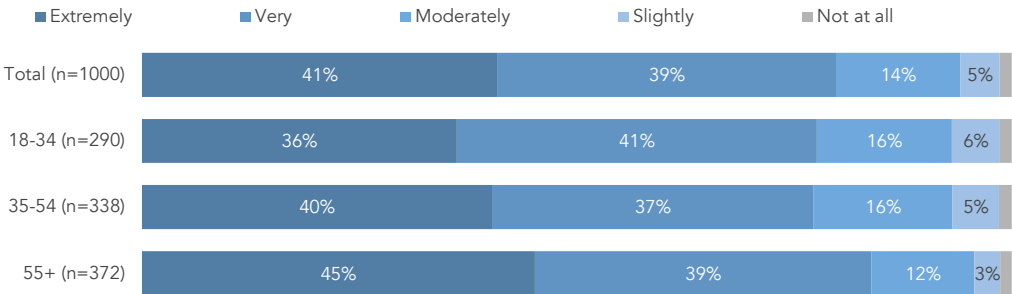
A circular economy is about changing the way we produce, assemble, package, sell and use products to minimise waste and increase the collection and use of recycled material in manufacturing new products, as opposed to a linear economy or “take-make-dispose” model whereby raw materials are used to make products that are then disposed of in landfill after short-term use. A circular economy of recycling creates environmental, economic and social benefits through litter and emissions reduction, job creation and industry growth, and by increasing efficient use of natural resources (including energy, water, trees and oil).



FAMILIARITY WITH THE CIRCULAR ECONOMY



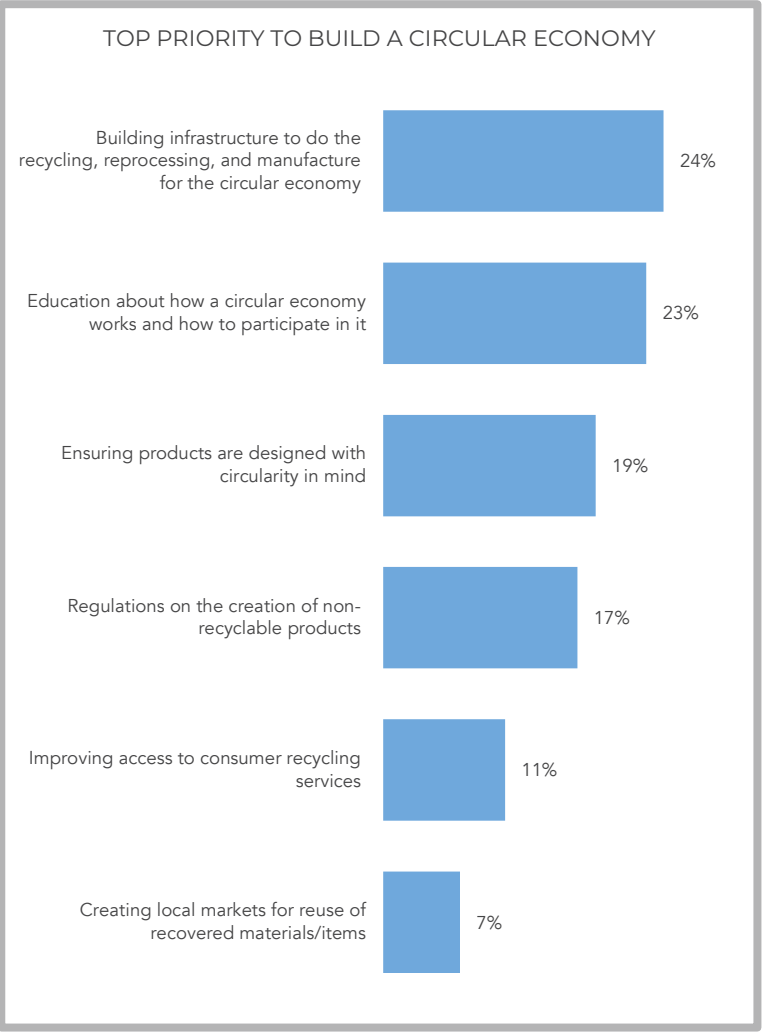
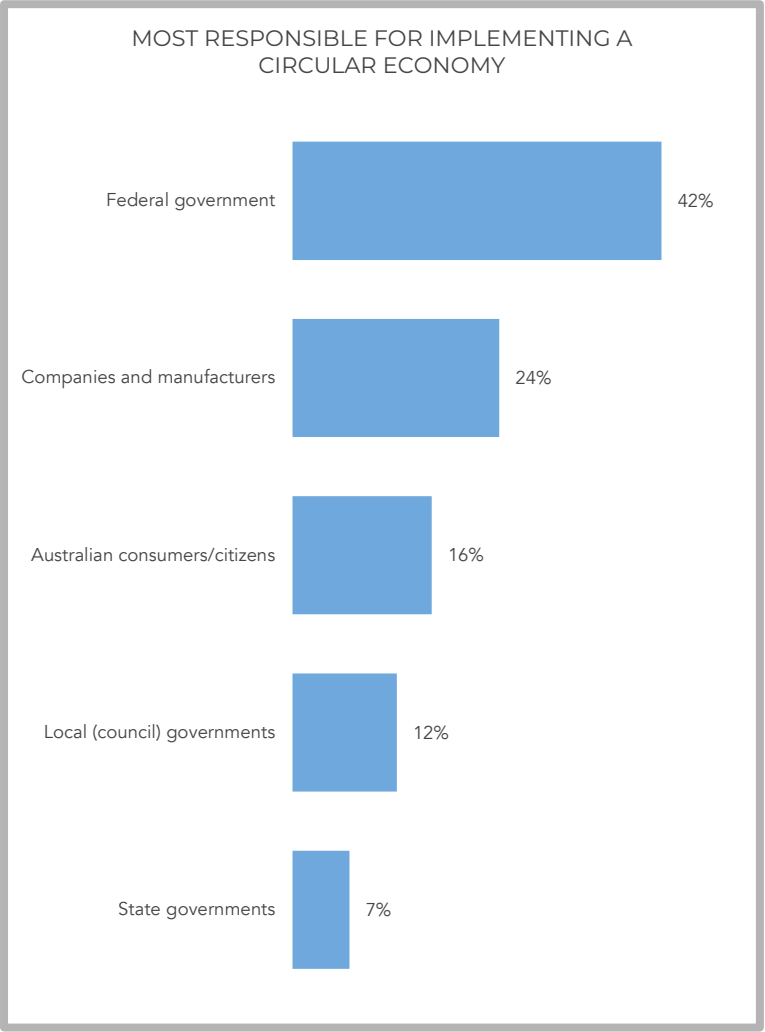
IMPORTANCE OF THE CIRCULAR ECONOMY BY AGE



THE CIRCULAR ECONOMY

Of various stakeholders, Australians nominated the Federal Government as the party who should be most responsible for implementing a circular economy in Australia, followed by companies and manufacturers and Australians themselves.

Asked about the highest priority actions to take in implementing a circular economy, Australians selected building infrastructure and educating the people as the two highest priority steps, followed by changes and regulations in the design and creation of new items.

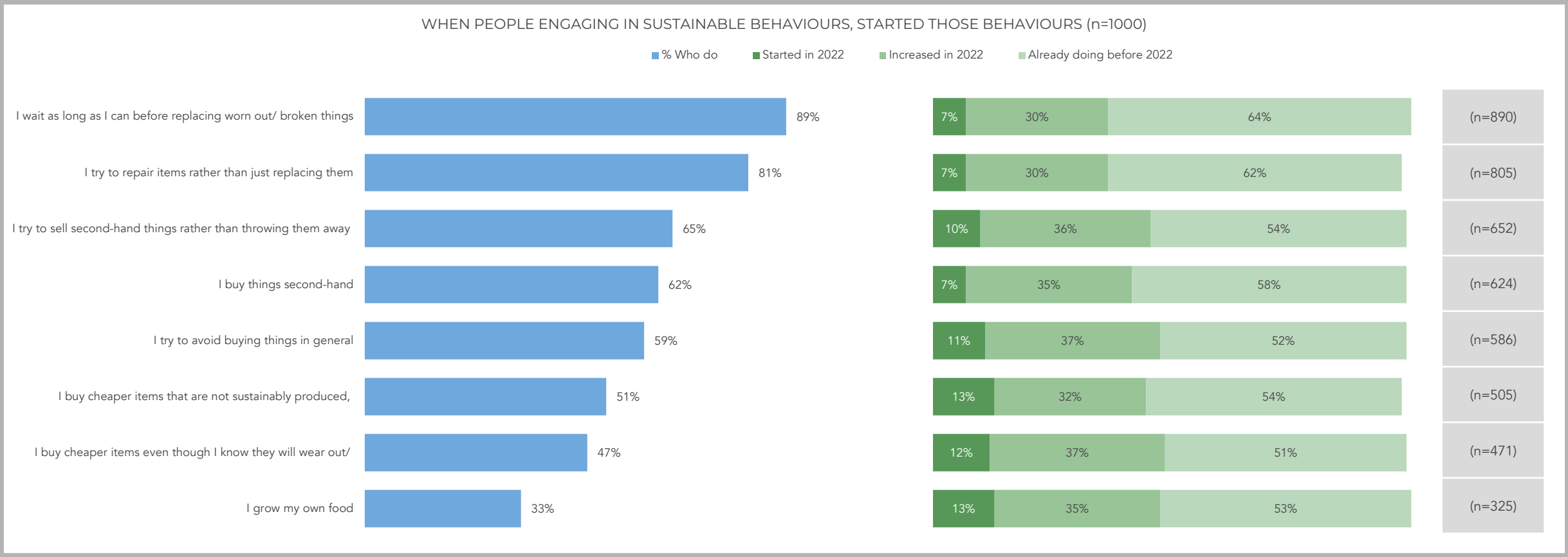


E4 Please rank the groups below in order from 1 to 5, where 1 is who you think should be most responsible for implementing a circular economy in Australia, 2 is who you think should be second most responsible, and so on.
E5 Here is a list of some things that could be done as part of building a circular economy. Please rank them in order from 1 to 6, where 1 is the thing you think is the most urgent priority for building a circular economy, 2 is the next most urgent, and so on.

SUSTAINABLE BEHAVIOURS

The majority of Australians are engaging in sustainable behaviours, most commonly waiting as long as they can before replacing worn out things (89%), and trying to repair rather than just replace (81%). Among those who engage in these behaviours, over a third either started doing so, or increased their focus on it, in 2022.

“Due to the major increase in prices of everything we may tend to buy items that are cheaper (and perhaps do not last as long) as we used to do. We tend now to look more at costs of things rather than what would be the better item to buy” – 70+ year-old, QLD

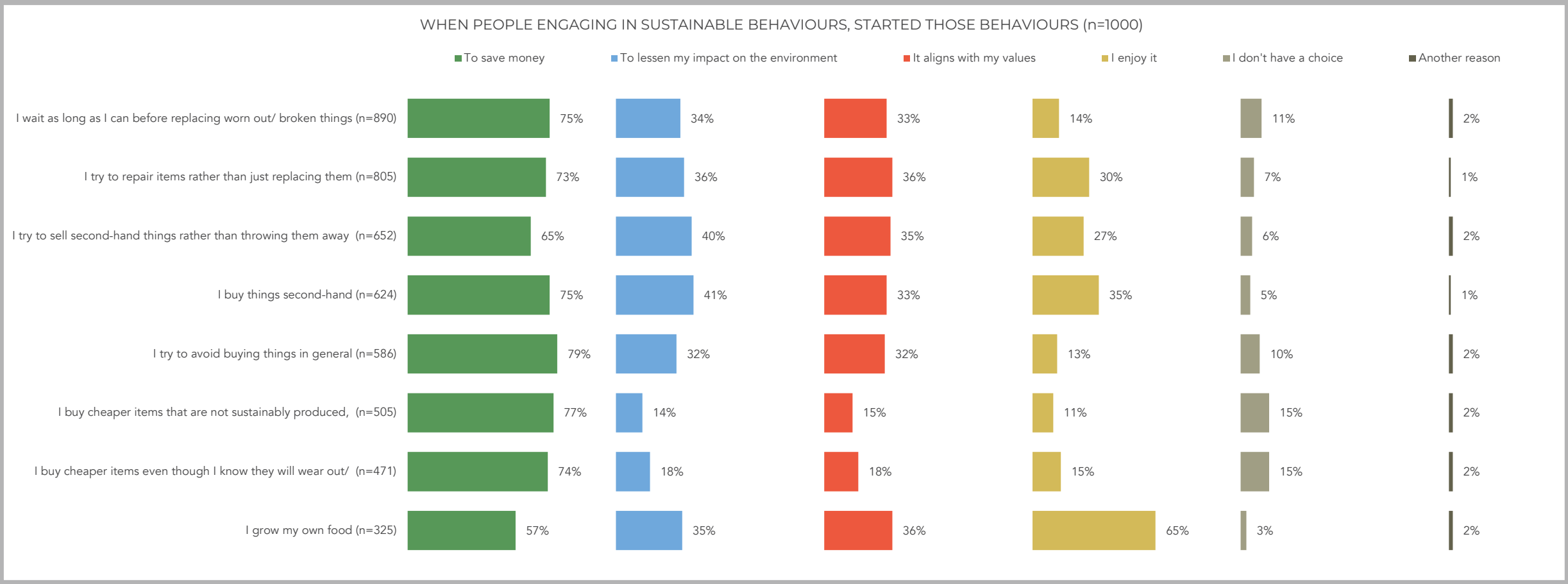


F1 Are any of the following statements true of you?
F2 Were these things you started doing for the first time in 2022, or had you already been doing them?

MOTIVATIONS FOR SUSTAINABLE BEHAVIOURS

Saving money is the most common motivation to engage in all these sustainable behaviours, with the exception of growing one’s own food which is as or more commonly done for enjoyment.

“My husband and I enjoy being self sufficient in our garden and make good use of our composting” – 60-64 year-old, SA



FINAL COMMENTS

In their final (voluntary) comments at the conclusion of the survey, a number of respondents aired their frustrations with the current system for recycling in Australia.

i have lived overseas and they recycle alot better than we do, by giving people the education and the proper structure on how to recycle makes it easier for people to do so. by introducing bottle returns to recycle glass for discounts off good can incentivize consumers to try harder. -- 35-39 year-old, VIC

Australians have no clue about recycling as there is no respect for nature, the goods we have and people in general. Selfish people don't care about recycling. If not recycling, just turn teh rubbish into energy by burning it carefully instead of poisoning the planet with landfill -- 55-59 year-old, NSW

there is a lot of talk about plastic items and yet you look around in every store there is plastic every where -- 65-69 year-old, QLD

I would like to see more public education programmes to train people to refrain from buying and consuming "things", and then throw them away or change for new model.. all these consumption with all their packaging and manufacturing and delivery processes are adding enormously to the burden on the environment and is hastening the already changing climate! We need to learn to consume "things" less, and let the economy grow by consumption of services and experiences instead. -- 65-69 year-old, NSW

ALL STATE GOVERNMENTS AND TERRITORIES NEED TO CLOSE ALL LAND FILLS AND ENCOURAGE BUSINESSES TO PROCESS THE WASTE INTO RE NEWAL PRODUCTS FOR SALE. THIS PROCESS WILL GENERATE WEALTH IN EMPLOYMENT AND CREATE MORE BUSINESSES -- 60-64 year-old, QLD

Councils just don't cooperate.I complained recently about a massive, stinking pile of rubbish at the transfer station that seemed to sit there forever.They tried to tell me it gets moved every day.No recycling there -- 70+ year-old, VIC

Being fully aware that "sustainable" has been redefined as an advertising term and has lost its meaning, I consider "sustainable" to be extremely suspect when used in advertising- basically the way the term is used in advertising is blatant, malicious fraud. -- 60-64 year-old, WA

That code 3 needs to be removed from the recycling arrows or it will continue to fail us. -- 60-64 year-old, VIC

Thank you and good luck with your research! I think many Australians do not care about bad disposals and littering because they aren't scared of the consequences (if their are any), and it's not emphasised enough to the public (the importance of recycling). Money based incentives seem to work well, maybe somehow measuring how much recycling is done per household and distributing rewards based on that would work wonders. -- 18-24 year-old, QLD

Recycling bins etc need to be made consistent across all councils. The whole system should be simplified so anyone can do it at any time. The public shouldn't have to decide which bin to use or what is recyclable. If it's not salvageable it goes in the bin and everything else goes to recycling to be manually sorted by people who are trained -- 65-69 year-old, VIC

There is little evidence that some things we do to save the environment are other than virtue signalling. For example - Recyclable plates made from sugar cane waste. Does the environmental cost of such plates include the energy required to ship the raw materials and the energy required to make the plate, and then the cost to recycle. I used to know what to do with a plastic plate, and assumed that my local council are recycling the plastic plate. What should I do with a sugar cane plate? Is it recyclable? With regard to food waste, no organic waste leaves my suburban plot. I am not a rabid greenie, however I enjoy making sure all this waste together with garden clippings makes its way to my gardens. Simple process easily maintained. -- 65-69 year-old, QLD

Disappointed I have been taking my soft plastics back to my local supermarket and it wasn't been recycled but stockpiled in warehouse across Melbourne. -- 70+ year-old, VIC

Honesty on recycling is what the general public wants to hear rather this feel good media reports -- 70+ year-old, NSW

I don't understand why various types of packaging is allowed legally if it can't be recycled. Eg. Not all clear plastic food trays from supermarkets can be recycled in the general recycle bin. -- 65-69 year-old, NSW

People always seem to think That these thing only happen in the Cities , When you live remote or Isolated it is a thing we always do as they would not supply all the bins we would need so we compost and do the best we can -- 70+ year-old, NSW

I'm hoping the issue with soft plastic recycling g can be sorted as I hate the thought of throwing it in the normal bin. Hoping this issue fixed sooner than later. I think most people want to recycle but manufacturers put things in styrofoam etc. disgraceful. Thanks for listening -- 65-69 year-old, NSW



APPENDIX A: DATA TABLES





SECTION 1: DEMOGRAPHICS AND CLASSIFICATION



GENDER

	AGE GROUP			
	TOTAL	18-34	35-54	55+
Total Count (Answering)	1,000	290	338	372
Male	491	142	168	181
Female	509	148	170	191
I don't identify as male or female	0	0	0	0
Prefer not to say	0	0	0	0
Male	49%	49%	50%	49%
Female	51%	51%	50%	51%
I don't identify as male or female	0%	0%	0%	0%
Prefer not to say	0%	0%	0%	0%

GENDER	
MALE	FEMALE
491	509
491	0
0	509
0	0
0	0
100%	0%
0%	100%
0%	0%
0%	0%

STATE					
NSW	VIC	QLD	WA	SA	TAS/ACT/ NT
309	258	205	107	74	47
150	132	108	47	37	17
159	126	97	60	37	30
0	0	0	0	0	0
0	0	0	0	0	0
49%	51%	53%	44%	50%	36%
51%	49%	47%	56%	50%	64%
0%	0%	0%	0%	0%	0%
0%	0%	0%	0%	0%	0%

LOCATION	
METRO	NON-METRO
829	171
417	74
412	97
0	0
0	0
50%	43%
50%	57%
0%	0%
0%	0%

AGE

	AGE GROUP				GENDER		STATE						LOCATION	
	TOTAL	18-34	35-54	55+	MALE	FEMALE	NSW	VIC	QLD	WA	SA	TAS/ACT/ NT	METRO	NON- METRO
Total Count (Answering)	1,000	290	338	372	491	509	309	258	205	107	74	47	829	171
18-24	93	93	0	0	39	54	31	24	21	9	7	1	68	25
25-29	86	86	0	0	43	43	23	21	25	8	6	3	70	16
30-34	111	111	0	0	60	51	37	29	18	11	9	7	97	14
35-39	101	0	101	0	43	58	28	27	24	11	6	5	91	10
40-44	97	0	97	0	50	47	36	27	13	7	9	5	84	13
45-49	76	0	76	0	38	38	29	20	9	9	5	4	63	13
50-54	64	0	64	0	37	27	10	14	18	9	9	4	56	8
55-59	80	0	0	80	34	46	26	21	11	11	5	6	69	11
60-64	74	0	0	74	30	44	20	15	17	11	6	5	59	15
65-69	101	0	0	101	54	47	31	26	29	10	3	2	80	21
70+	117	0	0	117	63	54	38	34	20	11	9	5	92	25
18-24	9%	32%	0%	0%	8%	11%	10%	9%	10%	8%	9%	2%	8%	15%
25-29	9%	30%	0%	0%	9%	8%	7%	8%	12%	7%	8%	6%	8%	9%
30-34	11%	38%	0%	0%	12%	10%	12%	11%	9%	10%	12%	15%	12%	8%
35-39	10%	0%	30%	0%	9%	11%	9%	10%	12%	10%	8%	11%	11%	6%
40-44	10%	0%	29%	0%	10%	9%	12%	10%	6%	7%	12%	11%	10%	8%
45-49	8%	0%	22%	0%	8%	7%	9%	8%	4%	8%	7%	9%	8%	8%
50-54	6%	0%	19%	0%	8%	5%	3%	5%	9%	8%	12%	9%	7%	5%
55-59	8%	0%	0%	22%	7%	9%	8%	8%	5%	10%	7%	13%	8%	6%
60-64	7%	0%	0%	20%	6%	9%	6%	6%	8%	10%	8%	11%	7%	9%
65-69	10%	0%	0%	27%	11%	9%	10%	10%	14%	9%	4%	4%	10%	12%
70+	12%	0%	0%	31%	13%	11%	12%	13%	10%	10%	12%	11%	11%	15%

STATE OR TERRITORY

	AGE GROUP				GENDER		STATE						LOCATION	
	TOTAL	18-34	35-54	55+	MALE	FEMALE	NSW	VIC	QLD	WA	SA	TAS/ACT/ NT	METRO	NON- METRO
Total Count (Answering)	1,000	290	338	372	491	509	309	258	205	107	74	47	829	171
ACT	17	5	6	6	6	11	0	0	0	0	0	17	17	0
NSW	309	91	103	115	150	159	309	0	0	0	0	0	245	64
NT	6	0	3	3	1	5	0	0	0	0	0	6	5	1
QLD	205	64	64	77	108	97	0	0	205	0	0	0	166	39
SA	74	22	29	23	37	37	0	0	0	0	74	0	72	2
TAS	24	6	9	9	10	14	0	0	0	0	0	24	18	6
VIC	258	74	88	96	132	126	0	258	0	0	0	0	209	49
WA	107	28	36	43	47	60	0	0	0	107	0	0	97	10
ACT	2%	2%	2%	2%	1%	2%	0%	0%	0%	0%	0%	36%	2%	0%
NSW	31%	31%	30%	31%	31%	31%	100%	0%	0%	0%	0%	0%	30%	37%
NT	1%	0%	1%	1%	0%	1%	0%	0%	0%	0%	0%	13%	1%	1%
QLD	21%	22%	19%	21%	22%	19%	0%	0%	100%	0%	0%	0%	20%	23%
SA	7%	8%	9%	6%	8%	7%	0%	0%	0%	0%	100%	0%	9%	1%
TAS	2%	2%	3%	2%	2%	3%	0%	0%	0%	0%	0%	51%	2%	4%
VIC	26%	26%	26%	26%	27%	25%	0%	100%	0%	0%	0%	0%	25%	29%
WA	11%	10%	11%	12%	10%	12%	0%	0%	0%	100%	0%	0%	12%	6%

CITY/TOWN OR RURAL

	AGE GROUP			
	TOTAL	18-34	35-54	55+
Total Count (Answering)	1,000	290	338	372
Capital city	552	150	210	192
Large city of town	277	85	84	108
Regional or remote area	171	55	44	72
Capital city	55%	52%	62%	52%
Large city of town	28%	29%	25%	29%
Regional or remote area	17%	19%	13%	19%

GENDER	
MALE	FEMALE
491	509
300	252
117	160
74	97
61%	50%
24%	31%
15%	19%

STATE					
NSW	VIC	QLD	WA	SA	TAS/ACT/ NT
309	258	205	107	74	47
153	144	90	75	57	33
92	65	76	22	15	7
64	49	39	10	2	7
50%	56%	44%	70%	77%	70%
30%	25%	37%	21%	20%	15%
21%	19%	19%	9%	3%	15%

LOCATION	
METRO	NON-METRO
829	171
552	0
277	0
0	171
67%	0%
33%	0%
0%	100%

CURRENT LIVING ARRANGEMENTS

	AGE GROUP				GENDER		STATE						LOCATION	
	TOTAL	18-34	35-54	55+	MALE	FEMALE	NSW	VIC	QLD	WA	SA	TAS/ACT/ NT	METRO	NON- METRO
Total Count (Answering)	1,000	290	338	372	491	509	309	258	205	107	74	47	829	171
Living alone	166	36	53	77	85	81	53	45	31	16	11	10	135	31
Living in a share house	51	27	13	11	26	25	15	14	14	3	4	1	39	12
Living with parents	83	71	10	2	42	41	28	25	15	4	6	5	64	19
Living with a partner, no children	317	70	49	198	173	144	95	76	71	40	24	11	259	58
Living with children and no partner	68	11	35	22	19	49	18	13	16	11	6	4	53	15
Living with a partner and children	303	73	176	54	142	161	95	84	56	33	22	13	269	34
Another arrangement	12	2	2	8	4	8	5	1	2	0	1	3	10	2
Living alone	17%	12%	16%	21%	17%	16%	17%	17%	15%	15%	15%	21%	16%	18%
Living in a share house	5%	9%	4%	3%	5%	5%	5%	5%	7%	3%	5%	2%	5%	7%
Living with parents	8%	24%	3%	1%	9%	8%	9%	10%	7%	4%	8%	11%	8%	11%
Living with a partner, no children	32%	24%	14%	53%	35%	28%	31%	29%	35%	37%	32%	23%	31%	34%
Living with children and no partner	7%	4%	10%	6%	4%	10%	6%	5%	8%	10%	8%	9%	6%	9%
Living with a partner and children	30%	25%	52%	15%	29%	32%	31%	33%	27%	31%	30%	28%	32%	20%
Another arrangement	1%	1%	1%	2%	1%	2%	2%	0%	1%	0%	1%	6%	1%	1%

PREFERRED CHANNELS TO LEARN ABOUT NEW IDEAS

	AGE GROUP				GENDER		STATE						LOCATION	
	TOTAL	18-34	35-54	55+	MALE	FEMALE	NSW	VIC	QLD	WA	SA	TAS/ACT/NT	METRO	NON-METRO
Total Count (Answering)	1,000	290	338	372	491	509	309	258	205	107	74	47	829	171
News media	535	99	190	246	291	244	170	139	103	55	38	30	466	69
Social media	550	225	221	104	248	302	170	139	114	65	42	20	469	81
Looking things up online	808	220	283	305	384	424	232	217	169	89	62	39	678	130
Ads	238	51	88	99	109	129	73	70	43	28	15	9	208	30
From people you know	631	170	226	235	289	342	194	164	124	70	55	24	520	111
Physical resources (e.g., books, reports)	414	105	134	175	207	207	130	102	92	36	31	23	350	64
Games/ activities	172	81	59	32	97	75	50	44	33	20	18	7	142	30
Events/ panels	158	37	64	57	77	81	47	43	25	20	15	8	140	18
Other (please specify)	18	2	7	9	12	6	9	2	3	3	0	1	11	7
News media	54%	34%	56%	66%	59%	48%	55%	54%	50%	51%	51%	64%	56%	40%
Social media	55%	78%	65%	28%	51%	59%	55%	54%	56%	61%	57%	43%	57%	47%
Looking things up online	81%	76%	84%	82%	78%	83%	75%	84%	82%	83%	84%	83%	82%	76%
Ads	24%	18%	26%	27%	22%	25%	24%	27%	21%	26%	20%	19%	25%	18%
From people you know	63%	59%	67%	63%	59%	67%	63%	64%	60%	65%	74%	51%	63%	65%
Physical resources (e.g., books, reports)	41%	36%	40%	47%	42%	41%	42%	40%	45%	34%	42%	49%	42%	37%
Games/ activities	17%	28%	17%	9%	20%	15%	16%	17%	16%	19%	24%	15%	17%	18%
Events/ panels	16%	13%	19%	15%	16%	16%	15%	17%	12%	19%	20%	17%	17%	11%
Other (please specify)	2%	1%	2%	2%	2%	1%	3%	1%	1%	3%	0%	2%	1%	4%



SECTION A1: RECYCLING ACCESS



TYPE OF BUILDING LIVE IN

	AGE GROUP			
	TOTAL	18-34	35-54	55+
Total Count (Answering)	1,000	290	338	372
Council	72%	72%	71%	72%
Private contractor	11%	8%	12%	12%
Both	17%	20%	17%	16%
Not sure	1%	1%	1%	0%

GENDER	
MALE	FEMALE
491	509
71%	72%
10%	11%
18%	17%
0%	1%

STATE					
NSW	VIC	QLD	WA	SA	TAS/ACT/ NT
309	258	205	107	74	47
67%	72%	76%	79%	70%	72%
10%	12%	9%	7%	15%	13%
23%	16%	15%	14%	15%	11%
1%	0%	0%	0%	0%	4%

LOCATION	
METRO	NON- METRO
829	171
69%	84%
12%	2%
18%	12%
0%	2%

HOUSEHOLD WASTE COLLECTION

	AGE GROUP			
	TOTAL	18-34	35-54	55+
Total Count (Answering)	1,000	290	338	372
Free-standing house	72%	72%	71%	72%
Semi-detached, row or terrace house, townhouse	11%	8%	12%	12%
Apartment, flat or unit	17%	20%	17%	16%
Other	1%	1%	1%	0%

GENDER	
MALE	FEMALE
491	509
71%	72%
10%	11%
18%	17%
0%	1%

STATE					
NSW	VIC	QLD	WA	SA	TAS/ACT/ NT
309	258	205	107	74	47
67%	72%	76%	79%	70%	72%
10%	12%	9%	7%	15%	13%
23%	16%	15%	14%	15%	11%
1%	0%	0%	0%	0%	4%

LOCATION	
METRO	NON-METRO
829	171
69%	84%
12%	2%
18%	12%
0%	2%

TYPES OF BINS PROVIDED TO HOUSEHOLD

		AGE GROUP				GENDER		STATE						LOCATION	
		TOTAL	18-34	35-54	55+	MALE	FEMALE	NSW	VIC	QLD	WA	SA	TAS/ACT/NT	METRO	NON-METRO
Total Count (Answering)		1,000	290	338	372	491	509	309	258	205	107	74	47	829	171
A general waste bin	Yes	97%	96%	98%	97%	98%	97%	98%	97%	98%	98%	96%	94%	98%	95%
	No	3%	4%	2%	3%	2%	3%	2%	3%	2%	2%	4%	6%	2%	5%
A mixed recycling bin for paper/cardboard, plastic, aluminium and steel cans	Yes	89%	84%	92%	91%	90%	89%	84%	94%	90%	91%	93%	85%	91%	84%
	No	11%	16%	8%	9%	10%	11%	16%	6%	10%	9%	7%	15%	9%	16%
A separate bin for food organics and garden organics (FOGO)	Yes	38%	39%	37%	37%	39%	36%	40%	47%	14%	37%	66%	28%	37%	41%
	No	62%	61%	63%	63%	61%	64%	60%	53%	86%	63%	34%	72%	63%	59%
A separate bin for just garden organics	Yes	37%	30%	42%	37%	34%	39%	47%	38%	19%	30%	43%	40%	38%	27%
	No	64%	70%	58%	63%	66%	61%	53%	62%	81%	70%	57%	60%	62%	73%
A separate bin for just food organics	Yes	11%	12%	13%	8%	12%	9%	15%	9%	6%	10%	16%	9%	10%	13%
	No	89%	88%	87%	92%	88%	91%	85%	91%	94%	90%	84%	91%	90%	87%
A separate bin for glass	Yes	13%	14%	16%	9%	13%	13%	17%	16%	8%	10%	7%	4%	13%	11%
	No	87%	86%	84%	91%	87%	87%	83%	84%	92%	90%	93%	96%	87%	89%
A separate bin for paper and cardboard only	Yes	27%	30%	31%	21%	29%	25%	38%	24%	19%	22%	30%	17%	28%	21%
	No	73%	70%	69%	79%	71%	75%	62%	76%	81%	78%	70%	83%	72%	79%
A separate bin for electronic waste (i.e., anything with a plug)	Yes	6%	8%	9%	2%	7%	5%	9%	6%	3%	7%	4%	4%	6%	6%
	No	94%	92%	91%	98%	93%	95%	91%	94%	97%	93%	96%	96%	94%	94%
YES		64%	57%	67%	66%	62%	65%	74%	74%	31%	53%	92%	62%	65%	57%
NO		36%	43%	33%	34%	38%	35%	26%	26%	69%	47%	8%	38%	35%	43%

COMPOST ANY FOOD WASTE

	AGE GROUP				GENDER		STATE						LOCATION	
	TOTAL	18-34	35-54	55+	MALE	FEMALE	NSW	VIC	QLD	WA	SA	TAS/ACT/ NT	METRO	NON- METRO
Total Count (Answering)	1,000	290	338	372	491	509	309	258	205	107	74	47	829	171
Yes, I put food waste in a FOGO bin	23%	26%	25%	19%	25%	22%	23%	29%	9%	23%	47%	19%	24%	17%
Yes, I have my own composting bin and/or worm farm that I use to make compost	29%	23%	25%	36%	30%	28%	26%	29%	31%	36%	18%	34%	27%	36%
No	50%	52%	52%	47%	47%	53%	54%	45%	60%	45%	36%	51%	50%	51%

REASONS WHY DON'T COMPOST ANY FOOD WASTE

	AGE GROUP				GENDER		STATE						LOCATION	
	TOTAL	18-34	35-54	55+	MALE	FEMALE	NSW	VIC	QLD	WA	SA	TAS/ACT/NT	METRO	NON-METRO
Total Count (Answering)	503	152	176	175	233	270	166	115	123	48	27	24	416	87
I don't have access to FOGO kerbside services	44%	41%	45%	44%	44%	43%	44%	47%	46%	35%	26%	46%	43%	47%
I don't know how to	29%	41%	32%	14%	24%	32%	33%	30%	24%	25%	37%	17%	30%	22%
It's too hard/inconvenient	25%	26%	28%	23%	31%	20%	26%	26%	24%	31%	19%	21%	26%	23%
It's unpleasant	13%	13%	16%	11%	12%	14%	13%	13%	11%	15%	15%	21%	13%	14%
I just don't want to	12%	9%	14%	13%	14%	11%	7%	12%	15%	19%	19%	13%	12%	14%
Another reason (please specify)	13%	5%	9%	23%	13%	13%	11%	10%	13%	13%	22%	21%	13%	14%



SECTION A2: CONCERNS



CONCERNS

		AGE GROUP				GENDER		STATE						LOCATION	
		TOTAL	18-34	35-54	55+	MALE	FEMALE	NSW	VIC	QLD	WA	SA	TAS/ACT/ NT	METRO	NON- METRO
Total Count (Answering)		1,000	290	338	372	491	509	309	258	205	107	74	47	829	171
Climate change	1	16%	12%	15%	20%	17%	16%	17%	17%	12%	17%	16%	23%	16%	19%
	2	14%	12%	12%	17%	14%	13%	13%	12%	16%	18%	14%	9%	15%	9%
	3	20%	24%	18%	18%	19%	21%	19%	17%	21%	18%	24%	30%	20%	20%
	4	20%	21%	22%	17%	19%	21%	20%	20%	20%	21%	16%	21%	20%	19%
	5	30%	31%	32%	27%	31%	29%	31%	33%	30%	26%	30%	17%	30%	32%
Cost of living	1	59%	58%	59%	59%	55%	63%	55%	62%	56%	66%	64%	62%	59%	57%
	2	25%	26%	25%	25%	26%	23%	27%	22%	28%	19%	27%	26%	24%	27%
	3	10%	11%	9%	10%	12%	8%	11%	12%	10%	9%	5%	9%	10%	10%
	4	4%	3%	4%	4%	5%	3%	5%	2%	5%	4%	3%	4%	4%	4%
	5	2%	2%	2%	2%	2%	2%	3%	2%	1%	2%	1%	0%	2%	2%
Housing affordability	1	14%	17%	14%	11%	14%	14%	16%	10%	23%	7%	5%	13%	13%	16%
	2	33%	39%	33%	29%	33%	34%	32%	34%	33%	33%	32%	34%	32%	37%
	3	23%	21%	26%	23%	23%	24%	25%	26%	18%	25%	26%	19%	24%	19%
	4	19%	12%	16%	26%	20%	17%	17%	19%	16%	23%	26%	15%	18%	22%
	5	11%	11%	11%	11%	11%	11%	10%	11%	10%	12%	11%	19%	12%	7%

CONCERNS (CONTINUED)

		AGE GROUP				GENDER		STATE						LOCATION	
		TOTAL	18-34	35-54	55+	MALE	FEMALE	NSW	VIC	QLD	WA	SA	TAS/ACT/ NT	METRO	NON- METRO
Total Count (Answering)		1,000	290	338	372	491	509	309	258	205	107	74	47	829	171
Food and packaging waste	1	4%	2%	4%	6%	4%	4%	6%	4%	2%	5%	3%	2%	4%	5%
	2	14%	10%	8%	22%	12%	16%	13%	16%	11%	14%	16%	17%	13%	16%
	3	23%	18%	20%	31%	23%	24%	23%	22%	28%	21%	23%	21%	22%	29%
	4	35%	41%	39%	27%	36%	34%	35%	33%	38%	35%	35%	34%	37%	26%
	5	24%	29%	30%	13%	24%	23%	23%	25%	21%	26%	23%	26%	24%	23%
Job security	1	7%	11%	7%	3%	10%	4%	8%	7%	6%	6%	12%	0%	8%	2%
	2	14%	13%	22%	7%	14%	14%	15%	15%	12%	17%	11%	15%	15%	11%
	3	23%	26%	28%	17%	23%	23%	22%	24%	23%	27%	22%	21%	24%	22%
	4	22%	23%	18%	25%	20%	24%	23%	25%	21%	17%	20%	26%	21%	29%
	5	33%	27%	24%	47%	32%	35%	33%	30%	37%	34%	35%	38%	33%	36%
Climate change	Top 2 Priority	30%	24%	28%	37%	31%	29%	30%	30%	28%	35%	30%	32%	30%	29%
	Bottom 2 Priority	50%	52%	54%	45%	50%	50%	51%	53%	51%	48%	46%	38%	50%	51%
Cost of living	Top 2 Priority	84%	83%	84%	84%	81%	86%	81%	84%	84%	85%	91%	87%	84%	84%
	Bottom 2 Priority	6%	6%	7%	6%	7%	5%	8%	4%	6%	6%	4%	4%	6%	6%
Housing affordability	Top 2 Priority	47%	56%	47%	40%	46%	48%	48%	44%	56%	39%	38%	47%	46%	53%
	Bottom 2 Priority	30%	23%	27%	37%	31%	29%	28%	30%	26%	36%	36%	34%	30%	29%
Food and packaging waste	Top 2 Priority	18%	12%	12%	28%	17%	19%	19%	20%	13%	19%	19%	19%	17%	22%
	Bottom 2 Priority	59%	70%	69%	40%	60%	57%	58%	58%	59%	61%	58%	60%	60%	50%
Job security	Top 2 Priority	21%	24%	30%	11%	24%	18%	22%	22%	19%	22%	23%	15%	23%	13%
	Bottom 2 Priority	56%	50%	43%	72%	52%	59%	55%	55%	58%	50%	55%	64%	54%	65%

COST-OF-LIVING CONCERNS

	AGE GROUP				GENDER		STATE						LOCATION	
	TOTAL	18-34	35-54	55+	MALE	FEMALE	NSW	VIC	QLD	WA	SA	TAS/ACT/NT	METRO	NON-METRO
Total Count (Answering)	1,000	290	338	372	491	509	309	258	205	107	74	47	829	171
Not at all affected	3%	2%	2%	4%	4%	2%	4%	3%	2%	0%	0%	4%	3%	2%
Slightly affected	21%	18%	21%	24%	24%	18%	19%	25%	18%	20%	27%	19%	21%	20%
Moderately affected	32%	33%	29%	34%	34%	30%	31%	32%	30%	36%	34%	38%	32%	30%
Very affected	28%	28%	28%	27%	26%	29%	26%	25%	34%	30%	26%	26%	27%	30%
Extremely affected	17%	19%	21%	11%	12%	21%	20%	15%	16%	14%	14%	13%	16%	18%
Extremely/Very	44%	47%	49%	38%	38%	50%	46%	40%	49%	44%	39%	38%	43%	48%



SECTION B GENERAL ATTITUDES TO ENVIRONMENT AND RECYCLING



PERFORMANCE AS A RECYCLER

	AGE GROUP			
	TOTAL	18-34	35-54	55+
Total Count (Answering)	1,000	290	338	372
A very poor recycler	1%	0%	1%	1%
A poor recycler	4%	7%	4%	2%
Neither good nor poor recycler	17%	27%	16%	11%
A good recycler	58%	59%	62%	54%
A very good recycler	20%	8%	17%	32%
Total Poor	5%	7%	5%	2%
Total Good	78%	67%	79%	86%

GENDER	
MALE	FEMALE
491	509
1%	1%
3%	4%
20%	15%
57%	59%
19%	21%
5%	5%
76%	80%

STATE					
NSW	VIC	QLD	WA	SA	TAS/ACT/NT
309	258	205	107	74	47
1%	1%	1%	1%	1%	0%
3%	3%	7%	5%	0%	4%
19%	14%	17%	21%	12%	21%
58%	60%	56%	53%	68%	55%
19%	22%	19%	20%	19%	19%
4%	4%	8%	6%	1%	4%
77%	82%	75%	73%	86%	74%

LOCATION	
METRO	NON-METRO
829	171
1%	1%
3%	6%
16%	21%
60%	49%
19%	23%
4%	7%
79%	72%

MOTIVATIONS TO RECYCLE

	AGE GROUP				GENDER		STATE						LOCATION	
	TOTAL	18-34	35-54	55+	MALE	FEMALE	NSW	VIC	QLD	WA	SA	TAS/ACT/ NT	METRO	NON- METRO
Total Count (Answering)	1,000	290	338	372	491	509	309	258	205	107	74	47	829	171
To reduce the amount of waste that goes to landfill	72%	58%	68%	85%	69%	74%	73%	73%	66%	75%	69%	74%	72%	71%
It's the right thing to do	74%	64%	76%	79%	71%	76%	73%	74%	74%	71%	73%	74%	74%	69%
It's part of being a responsible member of society	59%	50%	54%	69%	55%	62%	56%	62%	55%	58%	64%	62%	60%	50%
To help the environment	71%	63%	71%	76%	67%	74%	70%	72%	72%	64%	78%	72%	71%	69%
To preserve natural resources used to make new items	45%	33%	40%	60%	46%	44%	46%	45%	43%	45%	46%	45%	45%	44%
To contribute to a better future for all	56%	52%	59%	58%	51%	62%	57%	52%	53%	67%	62%	55%	58%	47%
To support local supply chains and Australian industry	26%	19%	20%	35%	26%	26%	25%	24%	26%	32%	26%	21%	25%	26%
To reduce my environmental footprint	57%	50%	57%	63%	53%	61%	56%	56%	54%	58%	64%	70%	59%	50%
Other (please specify)	2%	2%	2%	1%	2%	1%	2%	1%	3%	1%	1%	2%	1%	4%
I don't recycle	1%	1%	2%	1%	1%	1%	1%	0%	2%	2%	0%	2%	1%	3%

WHAT WOULD HELP TO RECYCLE MORE?

	AGE GROUP				GENDER		STATE						LOCATION	
	TOTAL	18-34	35-54	55+	MALE	FEMALE	NSW	VIC	QLD	WA	SA	TAS/ACT/ NT	METRO	NON- METRO
Total Count (Answering)	1,000	290	338	372	491	509	309	258	205	107	74	47	829	171
Clearer/ more consistent information	29%	28%	27%	31%	28%	30%	28%	34%	21%	35%	31%	28%	30%	25%
If it was easier	19%	23%	26%	10%	22%	17%	23%	18%	16%	16%	16%	28%	20%	17%
Incentives to do so (e.g., vouchers)	35%	38%	42%	27%	34%	37%	38%	28%	36%	44%	43%	28%	36%	32%
Bigger recycling bins	31%	35%	38%	22%	26%	36%	29%	34%	32%	32%	31%	28%	32%	27%
Access to home recycling bins for specific materials	33%	26%	34%	37%	28%	38%	31%	33%	35%	29%	30%	49%	33%	34%
Clearer product labelling	39%	34%	37%	45%	38%	40%	39%	46%	33%	35%	35%	43%	40%	32%
If I had proof my items were actually being recycled	36%	31%	33%	43%	35%	37%	31%	43%	33%	40%	34%	40%	36%	36%
If I could see what happens to items after recycling	27%	25%	29%	26%	27%	26%	25%	30%	24%	24%	30%	30%	26%	28%
If I had more time	9%	16%	10%	3%	9%	9%	8%	9%	12%	9%	9%	0%	9%	9%
If I had more storage space at home	17%	22%	20%	11%	15%	19%	21%	15%	16%	13%	22%	15%	17%	16%
If recyclable items could be picked up from my home rather than having to be taken to a drop-off point	25%	25%	26%	23%	24%	26%	25%	29%	21%	21%	28%	21%	25%	22%
More frequent recycling collection e.g., weekly rather than fortnightly	31%	33%	33%	26%	26%	35%	31%	32%	27%	30%	32%	34%	30%	31%
Other (please specify)	2%	1%	1%	3%	1%	2%	3%	1%	1%	0%	1%	4%	2%	3%
Nothing would motivate me to recycle more	7%	3%	5%	11%	8%	6%	7%	5%	9%	8%	4%	6%	7%	9%

BIGGEST BARRIES IN TODAY’S SOCIETY TO RECYCLING

	AGE GROUP				GENDER		STATE						LOCATION	
	TOTAL	18-34	35-54	55+	MALE	FEMALE	NSW	VIC	QLD	WA	SA	TAS/ACT/NT	METRO	NON-METRO
Total Count (Answering)	1,000	290	338	372	491	509	309	258	205	107	74	47	829	171
Responsibility for recycling being pushed onto individuals rather than industry	42%	44%	40%	41%	41%	42%	38%	46%	42%	40%	43%	45%	43%	37%
Our values as a society	28%	30%	29%	24%	27%	28%	28%	24%	34%	26%	27%	19%	28%	23%
The cost of establishing appropriate recycling infrastructure	39%	36%	38%	42%	40%	38%	39%	36%	40%	36%	47%	43%	40%	35%
The lack of appropriate recycling infrastructure	50%	44%	51%	53%	48%	51%	51%	49%	49%	46%	51%	53%	50%	49%
The cost to produce more sustainable items	39%	36%	41%	39%	35%	43%	37%	38%	43%	41%	39%	36%	39%	40%
Lack of trust in the recycling process	48%	40%	47%	55%	50%	46%	41%	58%	45%	59%	36%	43%	48%	45%
Other barriers (please specify)	3%	2%	2%	6%	4%	3%	4%	3%	4%	5%	3%	2%	3%	3%
No barriers	5%	4%	4%	6%	7%	3%	6%	5%	4%	6%	5%	6%	5%	6%

OTHER BARRIES IN TODAY’S SOCIETY TO RECYCLING

	AGE GROUP				GENDER		STATE						LOCATION	
	TOTAL	18-34	35-54	55+	MALE	FEMALE	NSW	VIC	QLD	WA	SA	TAS/ACT/ NT	METRO	NON- METRO
Total Count (Answering)	1,000	290	338	372	491	509	309	258	205	107	74	47	829	171
Lack of trust in the recycling process	21%	16%	20%	26%	22%	20%	18%	26%	20%	23%	15%	28%	21%	22%
No barriers	5%	4%	4%	6%	7%	3%	6%	5%	4%	6%	5%	6%	5%	6%
Other barriers (please specify)	1%	1%	1%	1%	1%	1%	1%	1%	1%	1%	0%	2%	1%	2%
Our values as a society	11%	13%	10%	9%	10%	12%	10%	11%	15%	6%	11%	6%	11%	9%
Responsibility for recycling being pushed onto individuals rather than industry	17%	19%	17%	14%	16%	17%	15%	16%	17%	19%	20%	17%	17%	15%
The cost of establishing appropriate recycling infrastructure	13%	13%	12%	15%	15%	11%	16%	12%	11%	14%	9%	15%	14%	10%
The cost to produce more sustainable items	11%	14%	12%	8%	8%	14%	10%	12%	14%	11%	12%	4%	11%	15%
The lack of appropriate recycling infrastructure	20%	20%	22%	18%	20%	20%	22%	18%	17%	18%	26%	21%	19%	21%

EASE OR DIFFICULTY IS IT TO RECYCLE ?

AGE GROUP						GENDER		STATE						LOCATION	
		TOTAL	18-34	35-54	55+	MALE	FEMALE	NSW	VIC	QLD	WA	SA	TAS/ACT/NT	METRO	NON-METRO
Total Count (Answering)		1,000	290	338	372	491	509	309	258	205	107	74	47	829	171
Batteries	Very difficult	20%	21%	19%	21%	23%	17%	22%	22%	20%	23%	7%	11%	21%	18%
	Somewhat difficult	33%	34%	34%	30%	33%	32%	30%	39%	32%	29%	32%	23%	33%	32%
	Somewhat easy	22%	22%	24%	21%	20%	24%	22%	19%	22%	23%	31%	34%	23%	19%
	Very easy	15%	8%	15%	22%	14%	16%	15%	13%	14%	16%	24%	17%	14%	21%
	I wouldn't know how to do that	10%	15%	9%	6%	8%	11%	11%	7%	12%	9%	5%	15%	9%	10%
Soft plastics (e.g., single use plastic bags)	Very difficult	19%	17%	19%	22%	21%	17%	18%	24%	16%	15%	16%	26%	19%	20%
	Somewhat difficult	20%	23%	19%	19%	19%	21%	20%	21%	16%	30%	19%	17%	21%	15%
	Somewhat easy	27%	32%	29%	22%	29%	25%	26%	28%	31%	26%	28%	21%	28%	21%
	Very easy	28%	23%	27%	34%	25%	31%	29%	24%	33%	26%	31%	26%	27%	37%
	I wouldn't know how to do that	5%	5%	6%	3%	5%	5%	6%	3%	4%	3%	5%	11%	5%	6%
Hard plastics (e.g., milk bottles)	Very difficult	4%	6%	3%	2%	4%	3%	5%	4%	1%	6%	0%	2%	4%	3%
	Somewhat difficult	8%	14%	7%	5%	9%	8%	7%	7%	10%	14%	7%	7%	8%	8%
	Somewhat easy	28%	28%	34%	22%	30%	25%	29%	28%	28%	25%	22%	37%	28%	25%
	Very easy	59%	50%	55%	70%	56%	63%	58%	60%	60%	55%	72%	52%	59%	62%
	I wouldn't know how to do that	1%	2%	1%	2%	1%	2%	2%	2%	1%	0%	0%	2%	1%	2%
Paper and cardboard	Very difficult	2%	1%	2%	1%	2%	1%	2%	0%	2%	2%	1%	0%	2%	1%
	Somewhat difficult	4%	7%	5%	2%	6%	3%	5%	3%	5%	5%	4%	2%	4%	6%
	Somewhat easy	22%	26%	26%	16%	22%	23%	22%	25%	21%	21%	15%	30%	23%	19%
	Very easy	71%	64%	67%	81%	69%	74%	71%	70%	71%	73%	80%	65%	71%	72%
	I wouldn't know how to do that	1%	2%	0%	0%	1%	1%	0%	1%	1%	0%	0%	2%	1%	2%

EASE OR DIFFICULTY IS IT TO RECYCLE ? (CONTINUED)

AGE GROUP						GENDER		STATE						LOCATION	
		TOTAL	18-34	35-54	55+	MALE	FEMALE	NSW	VIC	QLD	WA	SA	TAS/ACT/NT	METRO	NON-METRO
Total Count (Answering)		1,000	290	338	372	491	509	309	258	205	107	74	47	829	171
Confidential documents	Very difficult	11%	12%	9%	12%	13%	10%	13%	10%	11%	14%	5%	11%	12%	9%
	Somewhat difficult	22%	24%	25%	19%	22%	23%	24%	25%	17%	28%	19%	19%	24%	15%
	Somewhat easy	30%	30%	36%	24%	31%	28%	25%	31%	33%	24%	38%	34%	30%	29%
	Very easy	30%	24%	25%	39%	29%	30%	30%	28%	31%	28%	34%	28%	28%	39%
	I wouldn't know how to do that	7%	10%	5%	7%	6%	8%	9%	6%	8%	6%	4%	9%	7%	8%
Old clothing and textiles (that cannot be donated)	Very difficult	12%	9%	11%	16%	11%	13%	12%	14%	14%	9%	5%	13%	12%	11%
	Somewhat difficult	27%	28%	28%	23%	27%	26%	22%	32%	26%	25%	26%	30%	28%	18%
	Somewhat easy	27%	30%	28%	24%	31%	23%	28%	26%	23%	36%	26%	26%	27%	26%
	Very easy	21%	17%	19%	26%	21%	21%	24%	16%	23%	21%	20%	21%	19%	31%
	I wouldn't know how to do that	13%	15%	14%	12%	10%	16%	14%	13%	14%	7%	23%	11%	13%	14%
Chemicals	Very difficult	36%	38%	37%	34%	39%	33%	35%	43%	36%	31%	28%	28%	38%	28%
	Somewhat difficult	27%	22%	28%	29%	27%	26%	29%	26%	23%	27%	26%	30%	27%	26%
	Somewhat easy	10%	13%	9%	10%	11%	10%	11%	11%	9%	9%	9%	11%	10%	12%
	Very easy	6%	3%	5%	8%	6%	6%	8%	4%	5%	7%	4%	2%	4%	11%
	I wouldn't know how to do that	21%	24%	21%	20%	17%	25%	16%	16%	27%	26%	32%	30%	21%	24%
E-waste	Very difficult	16%	17%	14%	17%	18%	14%	16%	19%	14%	16%	8%	19%	16%	14%
	Somewhat difficult	32%	32%	30%	33%	35%	29%	32%	36%	28%	26%	34%	32%	33%	27%
	Somewhat easy	21%	20%	24%	19%	22%	21%	21%	20%	22%	21%	22%	21%	22%	18%
	Very easy	12%	9%	13%	13%	12%	12%	12%	12%	10%	13%	20%	4%	11%	15%
	I wouldn't know how to do that	19%	22%	18%	17%	13%	25%	19%	13%	25%	23%	16%	23%	18%	25%

EASE OR DIFFICULTY IS IT TO RECYCLE ? (CONTINUED)

AGE GROUP						GENDER		STATE						LOCATION	
		TOTAL	18-34	35-54	55+	MALE	FEMALE	NSW	VIC	QLD	WA	SA	TAS/ACT/NT	METRO	NON-METRO
Total Count (Answering)		1,000	290	338	372	491	509	309	258	205	107	74	47	829	171
Paint cans	Very difficult	21%	17%	20%	24%	21%	21%	22%	25%	17%	23%	12%	13%	21%	17%
	Somewhat difficult	33%	33%	34%	33%	36%	31%	31%	33%	34%	41%	30%	34%	33%	33%
	Somewhat easy	18%	19%	18%	17%	16%	20%	20%	16%	17%	12%	27%	21%	19%	13%
	Very easy	11%	8%	11%	13%	14%	8%	12%	10%	15%	7%	11%	6%	10%	18%
	I wouldn't know how to do that	17%	23%	17%	12%	14%	20%	15%	16%	18%	17%	20%	26%	16%	20%
Garden plant cuttings	Very difficult	4%	6%	4%	4%	5%	4%	4%	4%	7%	7%	0%	0%	4%	6%
	Somewhat difficult	11%	14%	13%	7%	11%	11%	8%	10%	18%	14%	5%	6%	11%	9%
	Somewhat easy	24%	31%	28%	16%	28%	21%	23%	23%	26%	25%	18%	43%	25%	20%
	Very easy	57%	43%	52%	71%	53%	61%	62%	60%	45%	50%	76%	47%	56%	61%
	I wouldn't know how to do that	3%	6%	3%	2%	3%	4%	3%	4%	4%	4%	1%	4%	3%	4%
Disposable face masks	Very difficult	12%	14%	13%	11%	13%	12%	15%	14%	13%	8%	7%	4%	12%	12%
	Somewhat difficult	23%	24%	28%	19%	25%	22%	22%	25%	20%	30%	22%	30%	24%	19%
	Somewhat easy	24%	24%	24%	23%	23%	24%	24%	24%	24%	22%	24%	22%	24%	23%
	Very easy	23%	19%	18%	30%	23%	23%	24%	22%	24%	20%	22%	15%	21%	29%
	I wouldn't know how to do that	18%	19%	17%	18%	16%	20%	15%	16%	19%	20%	26%	28%	18%	16%
Takeaway coffee cups	Very difficult	7%	7%	6%	7%	8%	5%	8%	7%	6%	5%	4%	6%	7%	5%
	Somewhat difficult	18%	20%	21%	15%	19%	18%	19%	18%	16%	21%	20%	19%	19%	16%
	Somewhat easy	34%	37%	36%	30%	35%	34%	34%	36%	33%	35%	32%	40%	35%	31%
	Very easy	33%	29%	29%	39%	30%	35%	34%	29%	38%	32%	34%	17%	32%	37%
	I wouldn't know how to do that	8%	7%	8%	9%	8%	8%	6%	9%	8%	8%	9%	17%	8%	10%

EASE OR DIFFICULTY IS IT TO RECYCLE ? (CONTINUED)

AGE GROUP						GENDER		STATE						LOCATION	
		TOTAL	18-34	35-54	55+	MALE	FEMALE	NSW	VIC	QLD	WA	SA	TAS/ACT/ NT	METRO	NON- METRO
Total Count (Answering)		1,000	290	338	372	491	509	309	258	205	107	74	47	829	171
Batteries	Total Difficult	53%	55%	53%	51%	57%	49%	52%	62%	52%	52%	39%	34%	53%	50%
	Total Easy	38%	30%	38%	43%	35%	41%	37%	32%	36%	39%	55%	51%	37%	40%
Soft plastics (e.g., single use plastic bags)	Total Difficult	40%	40%	38%	40%	40%	39%	39%	45%	32%	45%	35%	43%	40%	35%
	Total Easy	56%	54%	56%	56%	55%	57%	55%	52%	64%	52%	59%	47%	55%	58%
Hard plastics (e.g., milk bottles)	Total Difficult	12%	20%	10%	7%	13%	10%	12%	11%	11%	20%	7%	9%	12%	11%
	Total Easy	87%	79%	89%	91%	86%	88%	87%	87%	87%	80%	93%	89%	87%	87%
Paper and cardboard	Total Difficult	6%	8%	7%	3%	8%	3%	7%	4%	7%	7%	5%	2%	5%	7%
	Total Easy	93%	90%	93%	97%	91%	96%	93%	95%	92%	93%	95%	96%	94%	91%
Confidential documents	Total Difficult	34%	37%	35%	30%	34%	33%	37%	34%	28%	42%	24%	30%	36%	24%
	Total Easy	59%	53%	60%	63%	60%	59%	55%	60%	64%	52%	72%	62%	57%	68%
Old clothing and textiles (that cannot be donated)	Total Difficult	39%	37%	39%	39%	38%	39%	34%	46%	40%	35%	31%	43%	41%	29%
	Total Easy	48%	48%	47%	49%	52%	44%	52%	41%	46%	58%	46%	47%	46%	57%
Chemicals	Total Difficult	63%	60%	65%	63%	67%	59%	64%	69%	59%	58%	54%	57%	65%	54%
	Total Easy	16%	16%	14%	18%	16%	16%	19%	15%	14%	16%	14%	13%	15%	23%
E-waste	Total Difficult	48%	49%	44%	51%	53%	43%	49%	55%	42%	42%	42%	51%	49%	42%
	Total Easy	33%	29%	38%	32%	33%	33%	33%	32%	33%	35%	42%	26%	33%	33%
Paint cans	Total Difficult	54%	50%	54%	57%	57%	51%	53%	58%	50%	64%	42%	47%	55%	50%
	Total Easy	29%	27%	29%	30%	30%	29%	32%	26%	32%	19%	38%	28%	29%	30%
Garden plant cuttings	Total Difficult	15%	20%	17%	11%	17%	14%	12%	14%	25%	21%	5%	6%	15%	15%
	Total Easy	81%	74%	80%	88%	80%	82%	85%	83%	71%	76%	93%	89%	81%	81%
Disposable face masks	Total Difficult	36%	38%	41%	30%	38%	34%	37%	38%	33%	38%	28%	35%	37%	31%
	Total Easy	46%	43%	42%	53%	46%	46%	48%	46%	48%	42%	46%	37%	45%	53%
Takeaway coffee cups	Total Difficult	25%	27%	27%	22%	27%	23%	27%	26%	22%	25%	24%	26%	26%	22%
	Total Easy	67%	67%	65%	69%	65%	69%	68%	65%	70%	66%	66%	57%	67%	68%

USE OF SOFT PLASTICS DROP OFF STATIONS

	AGE GROUP			
	TOTAL	18-34	35-54	55+
Total Count (Answering)	1,000	290	338	372
Yes, frequently	22%	17%	18%	30%
Yes, occasionally	25%	29%	27%	19%
No, never	38%	35%	39%	38%
I didn't know about this service	16%	20%	15%	13%

GENDER	
MALE	FEMALE
491	509
20%	24%
26%	23%
40%	35%
13%	18%

STATE					
NSW	VIC	QLD	WA	SA	TAS/ACT/ NT
309	258	205	107	74	47
20%	25%	20%	22%	24%	21%
27%	23%	23%	23%	32%	17%
37%	38%	39%	39%	31%	45%
16%	14%	19%	15%	12%	17%

LOCATION	
METRO	NON-METRO
829	171
23%	16%
24%	26%
37%	42%
15%	17%

EASE OF USE TO DISPOSE OF SOFT PLASTICS WHEN SERVICE WAS AVAILABLE

	AGE GROUP				GENDER		STATE						LOCATION	
	TOTAL	18-34	35-54	55+	MALE	FEMALE	NSW	VIC	QLD	WA	SA	TAS/ACT/ NT	METRO	NON- METRO
Total Count (Answering)	466	131	153	182	228	238	145	124	88	49	42	18	395	71
Very difficult	2%	2%	3%	1%	3%	1%	2%	2%	1%	2%	2%	0%	2%	3%
Somewhat difficult	12%	16%	12%	8%	14%	10%	11%	9%	15%	10%	19%	6%	12%	7%
Somewhat easy	44%	50%	49%	35%	46%	42%	46%	45%	49%	37%	33%	44%	43%	52%
Very easy	42%	31%	36%	56%	38%	47%	41%	44%	35%	51%	45%	50%	43%	38%
Total Difficult	14%	18%	15%	9%	16%	11%	13%	11%	16%	12%	21%	6%	14%	10%
Total Easy	86%	82%	85%	91%	84%	89%	87%	89%	84%	88%	79%	94%	86%	90%

RUBBISH DISPOSAL HABITS

AGE GROUP						GENDER		STATE						LOCATION	
		TOTAL	18-34	35-54	55+	MALE	FEMALE	NSW	VIC	QLD	WA	SA	TAS/ACT/NT	METRO	NON-METRO
Total Count (Answering)		1,000	290	338	372	491	509	309	258	205	107	74	47	829	171
Empty or rinse recyclable containers before putting them in the recycling bin	Never	8%	7%	11%	6%	7%	9%	9%	8%	10%	5%	5%	2%	8%	8%
	Rarely	10%	12%	11%	6%	10%	9%	9%	12%	8%	9%	7%	9%	10%	9%
	Sometimes	17%	22%	20%	10%	19%	15%	20%	17%	15%	17%	9%	15%	17%	15%
	Most times	31%	33%	31%	28%	33%	28%	33%	28%	28%	33%	42%	17%	31%	30%
	Every time	35%	25%	27%	50%	31%	39%	29%	34%	39%	36%	36%	57%	35%	37%
Check for the recycling symbols to see where an item should be recycled before disposing of it	Never	5%	4%	7%	3%	5%	5%	4%	6%	5%	7%	1%	4%	5%	5%
	Rarely	10%	10%	10%	9%	9%	11%	11%	12%	7%	7%	7%	9%	9%	12%
	Sometimes	23%	29%	26%	15%	26%	20%	21%	23%	24%	22%	23%	26%	23%	20%
	Most times	35%	37%	36%	31%	35%	34%	39%	33%	29%	34%	38%	30%	35%	30%
	Every time	28%	20%	21%	41%	26%	30%	24%	26%	35%	30%	31%	32%	27%	32%
Check local recycling rules for items I'm unsure about	Never	8%	9%	10%	5%	8%	8%	7%	8%	10%	6%	7%	9%	7%	10%
	Rarely	15%	20%	15%	12%	14%	16%	16%	18%	14%	12%	11%	15%	15%	16%
	Sometimes	34%	34%	36%	32%	34%	34%	33%	33%	33%	39%	41%	34%	34%	32%
	Most times	28%	29%	26%	28%	31%	24%	27%	29%	29%	23%	28%	23%	28%	24%
	Every time	15%	8%	12%	24%	13%	17%	17%	12%	15%	20%	14%	19%	15%	18%
Separate the components of a single product and recycle or dispose of in the appropriate bin	Never	7%	6%	9%	6%	7%	7%	8%	6%	5%	9%	4%	9%	6%	11%
	Rarely	7%	11%	7%	5%	8%	6%	5%	8%	8%	9%	5%	11%	8%	4%
	Sometimes	24%	31%	28%	15%	25%	23%	28%	24%	24%	17%	26%	19%	25%	23%
	Most times	34%	36%	33%	33%	35%	32%	33%	35%	32%	41%	31%	30%	34%	33%
	Every time	28%	16%	23%	41%	24%	31%	26%	26%	30%	23%	34%	32%	27%	30%

RUBBISH DISPOSAL HABITS (CONTINUED)

AGE GROUP						GENDER		STATE						LOCATION	
		TOTAL	18-34	35-54	55+	MALE	FEMALE	NSW	VIC	QLD	WA	SA	TAS/ACT/NT	METRO	NON-METRO
Total Count (Answering)		1,000	290	338	372	491	509	309	258	205	107	74	47	829	171
Take the lids off glass and plastic bottles before putting them in the recycling	Never	12%	11%	15%	9%	10%	13%	16%	11%	11%	8%	4%	9%	11%	13%
	Rarely	12%	13%	14%	9%	11%	12%	13%	15%	11%	7%	8%	9%	13%	7%
	Sometimes	19%	29%	18%	13%	20%	18%	23%	21%	17%	15%	12%	19%	20%	18%
	Most times	25%	25%	27%	23%	27%	23%	24%	24%	28%	25%	24%	23%	25%	23%
	Every time	32%	22%	27%	46%	31%	33%	24%	30%	33%	45%	51%	40%	31%	39%
Separate soft plastic and film from hard plastic before recycling	Never	11%	11%	13%	9%	8%	13%	11%	9%	12%	11%	9%	13%	10%	12%
	Rarely	11%	13%	12%	9%	14%	8%	10%	10%	14%	9%	5%	21%	11%	10%
	Sometimes	21%	27%	24%	14%	22%	20%	25%	20%	18%	19%	22%	19%	21%	20%
	Most times	27%	29%	27%	26%	27%	27%	28%	28%	23%	35%	30%	11%	27%	30%
	Every time	30%	20%	25%	43%	29%	31%	27%	32%	33%	26%	34%	36%	31%	27%
Ensure batteries are removed from battery-operated items before putting them in the rubbish bin	Never	8%	8%	11%	7%	6%	10%	8%	9%	7%	10%	3%	17%	8%	10%
	Rarely	9%	13%	10%	5%	8%	10%	9%	9%	8%	11%	8%	6%	10%	4%
	Sometimes	20%	27%	23%	10%	20%	19%	21%	21%	17%	17%	19%	17%	19%	20%
	Most times	23%	24%	25%	19%	27%	18%	23%	24%	22%	21%	23%	19%	24%	17%
	Every time	41%	29%	31%	59%	39%	43%	39%	37%	46%	40%	47%	40%	39%	49%

RUBBISH DISPOSAL HABITS (CONTINUED)

AGE GROUP						GENDER		STATE						LOCATION	
		TOTAL	18-34	35-54	55+	MALE	FEMALE	NSW	VIC	QLD	WA	SA	TAS/ACT/NT	METRO	NON-METRO
Total Count (Answering)		1,000	290	338	372	491	509	309	258	205	107	74	47	829	171
Empty or rinse recyclable containers before putting them in the recycling bin	Most-Every time	66%	59%	58%	78%	64%	68%	62%	62%	67%	69%	78%	74%	65%	67%
Check for the recycling symbols to see where an item should be recycled before disposing of it	Most-Every time	63%	58%	57%	72%	61%	65%	64%	59%	63%	64%	69%	62%	63%	63%
Check local recycling rules for items I'm unsure about	Most-Every time	43%	37%	38%	52%	44%	42%	44%	41%	44%	43%	42%	43%	43%	42%
Separate the components of a single product and recycle or dispose of in the appropriate bin	Most-Every time	62%	52%	56%	74%	59%	64%	59%	62%	62%	64%	65%	62%	61%	63%
Take the lids off glass and plastic bottles before putting them in the recycling	Most-Every time	57%	47%	54%	69%	58%	56%	48%	53%	61%	70%	76%	64%	56%	62%
Separate soft plastic and film from hard plastic before recycling	Most-Every time	57%	49%	52%	69%	56%	59%	55%	60%	56%	61%	64%	47%	57%	58%
Ensure batteries are removed from battery-operated items before putting them in the rubbish bin	Most-Every time	63%	52%	56%	78%	66%	61%	61%	61%	68%	62%	70%	60%	63%	66%

SHOPPING HABITS

AGE GROUP						GENDER		STATE						LOCATION	
		TOTAL	18-34	35-54	55+	MALE	FEMALE	NSW	VIC	QLD	WA	SA	TAS/ACT/NT	METRO	NON-METRO
Total Count (Answering)		1,000	290	338	372	491	509	309	258	205	107	74	47	829	171
Use reusable shopping bags	Never	2%	1%	2%	1%	2%	1%	3%	0%	1%	1%	1%	0%	1%	2%
	Rarely	3%	4%	4%	1%	3%	2%	2%	4%	3%	1%	3%	4%	3%	3%
	Sometimes	11%	16%	14%	3%	14%	7%	14%	8%	11%	9%	7%	15%	11%	9%
	Most times	25%	36%	25%	16%	23%	26%	25%	27%	27%	16%	27%	19%	25%	23%
	Every time	60%	43%	56%	78%	57%	64%	57%	61%	58%	73%	62%	62%	60%	63%
Seek out products with minimal packaging	Never	7%	6%	9%	5%	7%	6%	7%	5%	8%	4%	7%	6%	7%	6%
	Rarely	15%	17%	16%	13%	14%	16%	16%	16%	15%	15%	12%	11%	15%	15%
	Sometimes	37%	38%	38%	34%	37%	36%	35%	38%	36%	40%	38%	38%	37%	37%
	Most times	31%	34%	27%	33%	32%	31%	31%	33%	32%	28%	31%	34%	32%	29%
	Every time	11%	5%	11%	14%	10%	11%	12%	8%	9%	13%	12%	11%	10%	13%
Seek out products made from or packaged with compostable, reusable, or recyclable material	Never	11%	9%	12%	12%	12%	10%	11%	10%	12%	10%	12%	2%	10%	12%
	Rarely	20%	20%	18%	21%	19%	20%	17%	21%	20%	26%	15%	19%	19%	22%
	Sometimes	37%	38%	40%	33%	33%	41%	35%	37%	40%	36%	35%	38%	38%	31%
	Most times	24%	28%	21%	24%	27%	22%	25%	26%	20%	19%	28%	32%	24%	23%
	Every time	9%	6%	9%	11%	9%	8%	11%	6%	8%	8%	9%	9%	8%	12%
Take note of any recycling symbols on the packaging	Never	10%	10%	10%	9%	9%	10%	11%	9%	10%	14%	8%	4%	9%	13%
	Rarely	17%	16%	17%	16%	15%	17%	14%	16%	20%	20%	16%	19%	17%	16%
	Sometimes	31%	37%	32%	26%	33%	29%	30%	34%	33%	25%	30%	34%	32%	26%
	Most times	29%	27%	30%	31%	29%	30%	32%	30%	26%	28%	28%	23%	29%	32%
	Every time	13%	10%	10%	17%	13%	13%	13%	12%	11%	13%	18%	19%	13%	13%

SHOPPING HABITS (CONTINUED)

AGE GROUP						GENDER		STATE						LOCATION	
		TOTAL	18-34	35-54	55+	MALE	FEMALE	NSW	VIC	QLD	WA	SA	TAS/ACT/ NT	METRO	NON- METRO
Total Count (Answering)		1,000	290	338	372	491	509	309	258	205	107	74	47	829	171
Avoid buying things I don't need	Never	2%	3%	1%	2%	2%	2%	2%	2%	2%	1%	1%	2%	2%	2%
	Rarely	6%	11%	5%	3%	4%	7%	5%	7%	5%	8%	8%	2%	6%	6%
	Sometimes	25%	27%	31%	19%	26%	25%	24%	25%	25%	29%	24%	30%	25%	26%
	Most times	44%	41%	44%	45%	42%	45%	46%	44%	43%	41%	42%	45%	45%	39%
	Every time	23%	18%	19%	31%	25%	21%	23%	22%	24%	21%	24%	21%	22%	27%
Seek out products that are Australian made	Never	5%	5%	7%	4%	6%	5%	6%	4%	5%	6%	9%	4%	5%	5%
	Rarely	11%	12%	13%	7%	12%	10%	10%	9%	13%	16%	8%	9%	11%	10%
	Sometimes	35%	39%	37%	28%	33%	37%	34%	37%	34%	37%	30%	32%	35%	30%
	Most times	36%	36%	33%	39%	35%	37%	36%	38%	35%	26%	42%	47%	37%	33%
	Every time	13%	7%	10%	21%	14%	12%	15%	12%	13%	15%	11%	9%	12%	22%
Try to find used or second-hand alternatives before buying new	Never	10%	8%	11%	11%	10%	10%	12%	10%	11%	7%	9%	6%	10%	13%
	Rarely	24%	20%	20%	30%	26%	22%	23%	26%	21%	24%	27%	23%	25%	18%
	Sometimes	37%	40%	39%	34%	38%	37%	37%	37%	40%	41%	32%	34%	37%	40%
	Most times	21%	27%	20%	17%	19%	22%	20%	19%	21%	21%	24%	30%	21%	19%
	Every time	8%	6%	9%	8%	7%	8%	8%	8%	8%	7%	7%	6%	7%	10%
Buy eco-friendly products even if they cost more than non-eco-friendly alternatives	Never	10%	9%	12%	10%	11%	10%	13%	7%	10%	8%	9%	9%	10%	12%
	Rarely	24%	23%	21%	28%	22%	26%	19%	25%	25%	31%	24%	32%	24%	24%
	Sometimes	38%	37%	42%	36%	37%	39%	40%	41%	36%	31%	38%	38%	39%	37%
	Most times	22%	27%	20%	19%	23%	20%	21%	22%	22%	21%	23%	19%	22%	20%
	Every time	6%	4%	6%	7%	7%	5%	7%	4%	6%	8%	5%	2%	5%	7%

SHOPPING HABITS (CONTINUED)

AGE GROUP						GENDER		STATE						LOCATION	
		TOTAL	18-34	35-54	55+	MALE	FEMALE	NSW	VIC	QLD	WA	SA	TAS/ACT/ NT	METRO	NON- METRO
Total Count (Answering)		1,000	290	338	372	491	509	309	258	205	107	74	47	829	171
Use reusable shopping bags	Most-Every time	85%	79%	80%	95%	80%	90%	82%	88%	84%	89%	89%	81%	85%	87%
Seek out products with minimal packaging	Most-Every time	42%	40%	38%	48%	42%	42%	43%	41%	41%	41%	43%	45%	42%	43%
Seek out products made from or packaged with compostable, reusable, or recyclable material	Most-Every time	33%	33%	30%	35%	36%	30%	36%	32%	28%	27%	38%	40%	32%	35%
Take note of any recycling symbols on the packaging	Most-Every time	42%	37%	40%	49%	42%	43%	45%	42%	38%	41%	46%	43%	42%	44%
Avoid buying things I don't need	Most-Every time	67%	59%	63%	76%	67%	66%	69%	66%	67%	62%	66%	66%	67%	65%
Seek out products that are Australian made	Most-Every time	49%	43%	42%	60%	49%	49%	51%	50%	48%	41%	53%	55%	48%	54%
Try to find used or second-hand alternatives before buying new	Most-Every time	29%	32%	30%	25%	26%	31%	29%	27%	29%	28%	31%	36%	29%	29%
Buy eco-friendly products even if they cost more than non-eco-friendly alternatives	Most-Every time	27%	31%	26%	26%	30%	25%	28%	26%	28%	30%	28%	21%	28%	27%

ATTITUDES TO RECYCLING

AGE GROUP						GENDER		STATE						LOCATION	
		TOTAL	18-34	35-54	55+	MALE	FEMALE	NSW	VIC	QLD	WA	SA	TAS/ACT/NT	METRO	NON-METRO
Total Count (Answering)		1,000	290	338	372	491	509	309	258	205	107	74	47	829	171
Recycling is important	Strongly disagree	1%	2%	1%	1%	1%	1%	2%	1%	1%	0%	0%	0%	1%	1%
	Disagree	1%	2%	1%	1%	1%	1%	1%	0%	3%	1%	0%	4%	1%	2%
	Neither agree nor disagree	8%	11%	9%	4%	9%	6%	7%	7%	9%	10%	7%	4%	8%	9%
	Agree	37%	40%	37%	35%	38%	37%	38%	38%	38%	37%	32%	32%	37%	37%
	Strongly agree	53%	45%	52%	59%	50%	55%	52%	53%	49%	51%	61%	60%	53%	51%
Recycling is confusing	Strongly disagree	8%	5%	7%	10%	8%	7%	9%	5%	7%	8%	11%	6%	8%	7%
	Disagree	27%	24%	26%	29%	28%	25%	28%	24%	29%	27%	26%	21%	27%	26%
	Neither agree nor disagree	28%	32%	25%	27%	28%	28%	29%	27%	29%	22%	32%	26%	28%	28%
	Agree	32%	34%	35%	28%	29%	34%	29%	36%	31%	36%	27%	32%	32%	32%
	Strongly agree	6%	5%	7%	6%	7%	6%	6%	7%	3%	7%	4%	15%	6%	6%
It is hard to find clear instructions about how to recycle	Strongly disagree	4%	3%	4%	6%	3%	6%	5%	4%	5%	1%	5%	4%	4%	4%
	Disagree	21%	18%	20%	23%	21%	20%	18%	21%	23%	22%	23%	17%	21%	21%
	Neither agree nor disagree	31%	32%	30%	31%	32%	30%	31%	29%	33%	33%	35%	19%	30%	35%
	Agree	34%	36%	37%	30%	34%	35%	35%	36%	30%	34%	34%	38%	34%	33%
	Strongly agree	10%	11%	10%	9%	10%	10%	11%	10%	8%	10%	3%	21%	10%	8%
Recycling is too much effort	Strongly disagree	21%	13%	19%	29%	20%	22%	21%	21%	25%	14%	23%	17%	21%	20%
	Disagree	41%	35%	40%	48%	41%	42%	40%	40%	42%	43%	43%	45%	41%	44%
	Neither agree nor disagree	22%	28%	24%	16%	23%	21%	20%	22%	21%	25%	23%	26%	22%	24%
	Agree	12%	20%	12%	6%	13%	12%	15%	13%	7%	17%	8%	9%	13%	11%
	Strongly agree	3%	4%	6%	1%	4%	3%	4%	4%	3%	1%	3%	4%	4%	1%

ATTITUDES TO RECYCLING (CONTINUED)

AGE GROUP						GENDER		STATE						LOCATION	
		TOTAL	18-34	35-54	55+	MALE	FEMALE	NSW	VIC	QLD	WA	SA	TAS/ACT/NT	METRO	NON-METRO
Total Count (Answering)		1,000	290	338	372	491	509	309	258	205	107	74	47	829	171
There is no point to recycling	Strongly disagree	42%	33%	39%	52%	41%	43%	40%	41%	46%	36%	57%	40%	43%	38%
	Disagree	37%	40%	36%	36%	36%	38%	38%	36%	35%	43%	30%	43%	36%	40%
	Neither agree nor disagree	14%	18%	17%	9%	16%	13%	15%	16%	13%	17%	9%	9%	14%	15%
	Agree	5%	7%	7%	2%	6%	5%	6%	5%	5%	3%	4%	6%	5%	5%
	Strongly agree	1%	2%	2%	1%	1%	1%	1%	2%	1%	1%	0%	2%	1%	2%
It is the council's responsibility to sort through waste to ensure items are properly recycled	Strongly disagree	8%	6%	6%	12%	7%	10%	9%	7%	5%	13%	9%	11%	8%	9%
	Disagree	27%	23%	22%	33%	26%	28%	28%	24%	29%	27%	26%	23%	27%	26%
	Neither agree nor disagree	32%	34%	37%	27%	32%	33%	29%	32%	31%	31%	43%	43%	32%	33%
	Agree	25%	30%	27%	19%	27%	23%	27%	27%	24%	24%	20%	15%	26%	22%
	Strongly agree	8%	8%	8%	8%	9%	7%	8%	10%	10%	5%	1%	9%	8%	9%
You can just put everything in the recycling bin and it will get sorted out at the recycling facility	Strongly disagree	23%	18%	18%	30%	21%	24%	23%	23%	23%	22%	22%	19%	22%	25%
	Disagree	35%	32%	35%	39%	32%	39%	34%	40%	32%	38%	35%	28%	36%	35%
	Neither agree nor disagree	23%	28%	23%	19%	24%	21%	23%	19%	26%	20%	22%	34%	23%	23%
	Agree	16%	19%	19%	10%	19%	13%	16%	15%	17%	16%	15%	17%	16%	15%
	Strongly agree	4%	3%	6%	2%	4%	3%	4%	3%	2%	4%	7%	2%	4%	2%
I don't trust that my recycling will be properly recycled	Strongly disagree	5%	6%	6%	4%	5%	5%	6%	3%	6%	2%	9%	0%	5%	5%
	Disagree	18%	20%	19%	16%	20%	17%	17%	17%	21%	18%	22%	17%	18%	20%
	Neither agree nor disagree	34%	37%	32%	34%	34%	34%	36%	30%	34%	34%	39%	40%	33%	37%
	Agree	30%	28%	31%	29%	29%	30%	28%	34%	28%	33%	24%	23%	31%	22%
	Strongly agree	13%	10%	12%	16%	12%	14%	13%	16%	10%	14%	5%	19%	13%	16%

ATTITUDES TO RECYCLING (CONTINUED)

AGE GROUP						GENDER		STATE						LOCATION	
		TOTAL	18-34	35-54	55+	MALE	FEMALE	NSW	VIC	QLD	WA	SA	TAS/ACT/ NT	METRO	NON- METRO
Total Count (Answering)		1,000	290	338	372	491	509	309	258	205	107	74	47	829	171
It all goes to landfill anyway	Strongly disagree	11%	9%	12%	12%	10%	12%	10%	7%	15%	14%	20%	9%	11%	10%
	Disagree	33%	32%	30%	35%	33%	32%	35%	31%	37%	23%	34%	23%	33%	30%
	Neither agree nor disagree	37%	38%	34%	39%	36%	37%	35%	40%	32%	47%	28%	47%	36%	40%
	Agree	16%	17%	20%	12%	15%	16%	17%	17%	14%	13%	16%	17%	16%	15%
	Strongly agree	4%	5%	4%	2%	5%	3%	3%	6%	3%	3%	1%	4%	3%	5%
Recycling alone is not enough to deal with the waste our society generates	Strongly disagree	2%	2%	1%	2%	2%	2%	1%	2%	2%	2%	3%	2%	2%	2%
	Disagree	8%	8%	8%	7%	10%	6%	8%	7%	9%	8%	5%	4%	8%	6%
	Neither agree nor disagree	21%	24%	22%	17%	21%	21%	22%	20%	21%	20%	26%	15%	20%	25%
	Agree	45%	46%	42%	46%	43%	46%	41%	46%	47%	46%	41%	51%	45%	41%
	Strongly agree	25%	20%	26%	27%	24%	26%	27%	26%	20%	24%	26%	28%	25%	26%
It is hard for me to get everything that should be recycled to the right place for recycling	Strongly disagree	4%	2%	3%	6%	3%	5%	5%	4%	5%	2%	4%	4%	4%	2%
	Disagree	18%	16%	16%	22%	19%	17%	16%	22%	18%	16%	16%	19%	17%	25%
	Neither agree nor disagree	30%	30%	30%	30%	29%	31%	29%	27%	31%	36%	38%	21%	30%	29%
	Agree	39%	46%	41%	31%	41%	37%	40%	36%	42%	36%	36%	40%	40%	33%
	Strongly agree	9%	7%	10%	10%	8%	11%	11%	10%	5%	10%	5%	15%	9%	11%
Recycling correctly is easy	Strongly disagree	3%	4%	3%	2%	4%	3%	4%	4%	2%	4%	0%	2%	3%	2%
	Disagree	15%	13%	20%	12%	14%	16%	13%	18%	12%	14%	15%	23%	15%	12%
	Neither agree nor disagree	29%	36%	29%	24%	29%	30%	33%	26%	29%	30%	22%	32%	29%	29%
	Agree	43%	40%	40%	47%	43%	42%	39%	43%	45%	45%	51%	30%	42%	44%
	Strongly agree	10%	7%	8%	15%	10%	10%	11%	8%	12%	7%	12%	13%	10%	12%

ATTITUDES TO RECYCLING (CONTINUED)

AGE GROUP						GENDER		STATE						LOCATION	
		TOTAL	18-34	35-54	55+	MALE	FEMALE	NSW	VIC	QLD	WA	SA	TAS/ACT/NT	METRO	NON-METRO
Total Count (Answering)		1,000	290	338	372	491	509	309	258	205	107	74	47	829	171
There should be national consistency in recycling standards	Strongly disagree	1%	1%	1%	1%	1%	0%	1%	1%	0%	1%	0%	0%	1%	0%
	Disagree	3%	5%	3%	1%	4%	2%	5%	2%	2%	2%	1%	2%	3%	4%
	Neither agree nor disagree	14%	18%	15%	9%	13%	14%	13%	14%	16%	13%	12%	15%	13%	18%
	Agree	44%	49%	43%	41%	44%	44%	44%	42%	47%	46%	42%	40%	45%	39%
	Strongly agree	39%	28%	38%	48%	38%	40%	37%	42%	35%	38%	45%	43%	39%	39%
I would recycle more items if I had a bigger recycling bin	Strongly disagree	5%	2%	4%	7%	5%	4%	4%	5%	4%	4%	8%	6%	4%	6%
	Disagree	20%	15%	17%	26%	20%	19%	18%	20%	22%	25%	12%	13%	19%	22%
	Neither agree nor disagree	30%	28%	26%	36%	30%	31%	30%	31%	26%	35%	28%	40%	31%	25%
	Agree	32%	37%	37%	24%	33%	31%	32%	30%	36%	26%	36%	34%	32%	35%
	Strongly agree	13%	18%	17%	7%	11%	15%	16%	14%	12%	10%	15%	6%	14%	13%

ATTITUDES TO RECYCLING (CONTINUED)

AGE GROUP						GENDER		STATE						LOCATION	
		TOTAL	18-34	35-54	55+	MALE	FEMALE	NSW	VIC	QLD	WA	SA	TAS/ACT/NT	METRO	NON-METRO
Total Count (Answering)		1,000	290	338	372	491	509	309	258	205	107	74	47	829	171
Recycling is important	Total disagree	2%	4%	2%	1%	2%	2%	3%	1%	4%	1%	0%	4%	2%	3%
	Total agree	90%	85%	89%	95%	88%	92%	90%	91%	87%	89%	93%	91%	90%	88%
Recycling is confusing	Total disagree	34%	29%	33%	39%	36%	32%	36%	29%	37%	36%	36%	28%	34%	33%
	Total agree	38%	39%	42%	34%	36%	40%	34%	44%	34%	42%	31%	47%	38%	39%
It is hard to find clear instructions about how to recycle	Total disagree	25%	21%	23%	29%	24%	26%	23%	24%	28%	23%	28%	21%	25%	25%
	Total agree	44%	47%	47%	40%	44%	45%	46%	46%	39%	44%	36%	60%	45%	41%
Recycling is too much effort	Total disagree	62%	48%	58%	77%	60%	64%	61%	61%	68%	57%	66%	62%	62%	64%
	Total agree	16%	24%	18%	7%	16%	15%	19%	17%	11%	18%	11%	13%	17%	12%
There is no point to recycling	Total disagree	79%	73%	75%	88%	77%	81%	78%	77%	80%	79%	86%	83%	79%	78%
	Total agree	7%	9%	9%	3%	7%	6%	7%	7%	6%	4%	4%	9%	6%	7%
It is the council's responsibility to sort through waste to ensure items are properly recycled	Total disagree	35%	29%	28%	46%	32%	37%	36%	31%	35%	40%	35%	34%	35%	36%
	Total agree	33%	38%	35%	28%	36%	30%	35%	37%	34%	29%	22%	23%	33%	31%
You can just put everything in the recycling bin and it will get sorted out at the recycling facility	Total disagree	58%	50%	53%	69%	53%	63%	57%	63%	56%	61%	57%	47%	58%	60%
	Total agree	19%	22%	24%	12%	23%	16%	20%	18%	19%	20%	22%	19%	20%	17%

ATTITUDES TO RECYCLING (CONTINUED)

AGE GROUP						GENDER		STATE						LOCATION	
		TOTAL	18-34	35-54	55+	MALE	FEMALE	NSW	VIC	QLD	WA	SA	TAS/ACT/NT	METRO	NON-METRO
Total Count (Answering)		1,000	290	338	372	491	509	309	258	205	107	74	47	829	171
I don't trust that my recycling will be properly recycled	Total disagree	23%	26%	25%	20%	24%	22%	23%	21%	28%	20%	31%	17%	23%	25%
	Total agree	43%	38%	43%	46%	41%	44%	41%	50%	38%	47%	30%	43%	44%	38%
It all goes to landfill anyway	Total disagree	44%	41%	42%	47%	43%	44%	45%	38%	51%	37%	54%	32%	44%	40%
	Total agree	20%	21%	24%	14%	20%	19%	20%	22%	17%	16%	18%	21%	20%	19%
Recycling alone is not enough to deal with the waste our society generates	Total disagree	10%	10%	9%	9%	11%	8%	9%	9%	12%	10%	8%	6%	10%	8%
	Total agree	70%	66%	68%	73%	67%	72%	68%	72%	67%	70%	66%	79%	70%	67%
It is hard for me to get everything that should be recycled to the right place for recycling	Total disagree	22%	18%	19%	28%	23%	21%	20%	26%	22%	18%	20%	23%	21%	27%
	Total agree	48%	52%	51%	42%	48%	48%	51%	47%	47%	47%	42%	55%	49%	44%
Recycling correctly is easy	Total disagree	18%	17%	23%	14%	18%	18%	17%	22%	14%	18%	15%	26%	19%	14%
	Total agree	53%	47%	48%	62%	54%	52%	50%	51%	57%	52%	64%	43%	52%	57%
There should be national consistency in recycling standards	Total disagree	4%	6%	3%	2%	5%	2%	6%	3%	2%	3%	1%	2%	3%	4%
	Total agree	83%	76%	81%	89%	81%	84%	81%	84%	82%	84%	86%	83%	84%	78%
I would recycle more items if I had a bigger recycling bin	Total disagree	24%	17%	20%	33%	26%	23%	22%	25%	26%	29%	20%	19%	23%	27%
	Total agree	46%	55%	54%	31%	44%	47%	48%	45%	47%	36%	51%	40%	45%	48%

SATISFACTION WITH ACCESS TO WASTE MANAGEMENT OPTIONS

	AGE GROUP				GENDER		STATE						LOCATION	
	TOTAL	18-34	35-54	55+	MALE	FEMALE	NSW	VIC	QLD	WA	SA	TAS/ACT/ NT	METRO	NON-METRO
Total Count (Answering)	1,000	290	338	372	491	509	309	258	205	107	74	47	829	171
Very dissatisfied	4%	4%	5%	4%	4%	5%	6%	5%	2%	6%	1%	4%	4%	7%
Somewhat dissatisfied	15%	16%	14%	15%	13%	17%	12%	16%	19%	18%	9%	13%	14%	20%
Neither satisfied nor dissatisfied	20%	25%	21%	14%	22%	18%	21%	19%	20%	21%	9%	23%	20%	19%
Somewhat satisfied	49%	49%	51%	48%	52%	46%	47%	52%	47%	40%	68%	49%	51%	40%
Very satisfied	12%	6%	8%	20%	9%	15%	14%	8%	11%	15%	12%	11%	12%	13%
Total satisfied	61%	55%	59%	67%	61%	61%	61%	60%	59%	55%	80%	60%	63%	53%
Total dissatisfied	19%	20%	20%	19%	17%	22%	18%	21%	21%	23%	11%	17%	18%	27%

WASTE MANAGEMENT WHEN YOU DON'T KNOW HOW TO RECYCLE AN ITEM

	AGE GROUP				GENDER		STATE						LOCATION	
	TOTAL	18-34	35-54	55+	MALE	FEMALE	NSW	VIC	QLD	WA	SA	TAS/ACT/ NT	METRO	NON- METRO
Total Count (Answering)	1,000	290	338	372	491	509	309	258	205	107	74	47	829	171
Put it in the general waste bin	50%	46%	52%	50%	50%	50%	51%	49%	54%	44%	38%	55%	50%	48%
Online search	28%	35%	27%	22%	29%	27%	26%	28%	26%	23%	43%	30%	28%	23%
Put it in the recycling bin	16%	17%	17%	13%	16%	15%	16%	14%	12%	22%	18%	17%	17%	9%
Check the pamphlet provided by the council	14%	8%	11%	20%	15%	12%	13%	17%	9%	19%	14%	13%	12%	20%
Ask someone (family/ friend)	13%	16%	13%	11%	13%	13%	14%	12%	12%	11%	22%	11%	13%	15%
Contact local council or visit council website	12%	10%	12%	13%	12%	11%	10%	11%	11%	12%	20%	15%	12%	11%
Something else	2%	1%	1%	3%	3%	1%	1%	2%	2%	4%	1%	2%	2%	2%
I don't ever recycle	1%	1%	1%	1%	1%	1%	2%	1%	1%	1%	0%	2%	1%	2%



SECTION C: SORTING TASK



SORTING DIFFERENT ITEMS FOR DISPOSAL - BATTERIES

	AGE GROUP				GENDER		STATE						LOCATION	
	TOTAL	18-34	35-54	55+	MALE	FEMALE	NSW	VIC	QLD	WA	SA	TAS/ACT/ NT	METRO	NON- METRO
Total Count (Answering)	1,000	290	338	372	491	509	309	258	205	107	74	47	829	171
General rubbish bin	19%	26%	22%	11%	20%	19%	18%	20%	17%	17%	24%	26%	19%	19%
Mixed recycling bin	5%	7%	5%	3%	4%	5%	4%	6%	3%	7%	5%	2%	5%	5%
Specialised recycling such as council or drop-off	63%	54%	61%	72%	65%	61%	61%	62%	68%	63%	61%	66%	64%	60%
Something else	16%	18%	13%	16%	13%	18%	17%	15%	16%	20%	11%	11%	16%	15%
Total Count (Answering)	636	164	227	245	304	332	229	190	63	57	68	29	539	97
Organic/ garden waste bin	2%	1%	4%	1%	3%	1%	2%	1%	3%	7%	1%	0%	2%	2%
Total Correct	63%	54%	61%	72%	65%	61%	61%	62%	68%	63%	61%	66%	64%	60%

SORTING DIFFERENT ITEMS FOR DISPOSAL - SOFT PLASTICS (E.G., SINGLE USE PLASTIC BAGS)

	AGE GROUP				GENDER		STATE						LOCATION	
	TOTAL	18-34	35-54	55+	MALE	FEMALE	NSW	VIC	QLD	WA	SA	TAS/ACT/ NT	METRO	NON- METRO
Total Count (Answering)	1,000	290	338	372	491	509	309	258	205	107	74	47	829	171
General rubbish bin	48%	49%	43%	52%	48%	48%	46%	52%	43%	46%	54%	62%	47%	56%
Mixed recycling bin	32%	32%	39%	27%	36%	29%	33%	28%	39%	36%	26%	32%	34%	25%
Specialised recycling such as council or drop-off	16%	20%	14%	15%	13%	18%	15%	16%	17%	16%	20%	6%	16%	17%
Something else	7%	5%	7%	8%	5%	9%	9%	7%	6%	7%	3%	2%	7%	6%
Total Count (Answering)	636	164	227	245	304	332	229	190	63	57	68	29	539	97
Organic/ garden waste bin	2%	2%	5%	0%	3%	2%	2%	3%	2%	5%	0%	3%	3%	1%
Total Correct	63%	66%	56%	66%	61%	65%	61%	66%	59%	60%	72%	68%	61%	71%

SORTING DIFFERENT ITEMS FOR DISPOSAL - HARD PLASTICS (E.G., MILK BOTTLES)

	AGE GROUP				GENDER		STATE						LOCATION	
	TOTAL	18-34	35-54	55+	MALE	FEMALE	NSW	VIC	QLD	WA	SA	TAS/ACT/ NT	METRO	NON- METRO
Total Count (Answering)	1,000	290	338	372	491	509	309	258	205	107	74	47	829	171
General rubbish bin	8%	12%	7%	6%	9%	8%	10%	5%	10%	9%	8%	2%	8%	8%
Mixed recycling bin	84%	79%	86%	86%	83%	85%	80%	88%	82%	83%	85%	98%	84%	84%
Specialised recycling such as council or drop-off	7%	8%	7%	7%	7%	7%	9%	6%	6%	7%	8%	2%	7%	8%
Something else	3%	3%	3%	3%	2%	3%	3%	2%	3%	4%	1%	0%	3%	3%
Total Count (Answering)	636	164	227	245	304	332	229	190	63	57	68	29	539	97
Organic/ garden waste bin	2%	2%	5%	0%	3%	2%	2%	3%	2%	5%	0%	3%	3%	1%
Total Correct	84%	79%	86%	86%	83%	85%	80%	88%	82%	83%	85%	98%	84%	84%

SORTING DIFFERENT ITEMS FOR DISPOSAL - PAPER AND CARDBOARD

	AGE GROUP				GENDER		STATE						LOCATION	
	TOTAL	18-34	35-54	55+	MALE	FEMALE	NSW	VIC	QLD	WA	SA	TAS/ACT/NT	METRO	NON-METRO
Total Count (Answering)	1,000	290	338	372	491	509	309	258	205	107	74	47	829	171
General rubbish bin	6%	9%	5%	4%	8%	4%	8%	2%	8%	5%	7%	4%	6%	8%
Mixed recycling bin	87%	86%	86%	89%	86%	88%	82%	92%	87%	89%	84%	91%	88%	83%
Specialised recycling such as council or drop-off	7%	7%	7%	7%	6%	7%	7%	5%	5%	10%	8%	4%	6%	8%
Something else	2%	1%	3%	2%	2%	2%	3%	1%	2%	0%	1%	0%	2%	3%
Total Count (Answering)	636	164	227	245	304	332	229	190	63	57	68	29	539	97
Organic/ garden waste bin	4%	4%	6%	2%	4%	3%	3%	3%	3%	7%	4%	3%	4%	4%
Total Correct	87%	86%	86%	89%	86%	88%	82%	92%	87%	89%	84%	91%	88%	83%

SORTING DIFFERENT ITEMS FOR DISPOSAL - OLD CLOTHING AND TEXTILES (THAT CANNOT BE DONATED)

	AGE GROUP				GENDER		STATE						LOCATION	
	TOTAL	18-34	35-54	55+	MALE	FEMALE	NSW	VIC	QLD	WA	SA	TAS/ACT/ NT	METRO	NON- METRO
Total Count (Answering)	1,000	290	338	372	491	509	309	258	205	107	74	47	829	171
General rubbish bin	45%	36%	46%	51%	43%	46%	41%	45%	47%	46%	47%	51%	45%	43%
Mixed recycling bin	9%	12%	9%	5%	10%	7%	8%	7%	12%	9%	5%	6%	8%	10%
Specialised recycling such as council or drop-off	30%	38%	26%	26%	29%	30%	31%	29%	27%	32%	28%	30%	30%	28%
Something else	21%	18%	22%	22%	20%	22%	24%	22%	17%	20%	19%	15%	20%	24%
Total Count (Answering)	636	164	227	245	304	332	229	190	63	57	68	29	539	97
Organic/ garden waste bin	3%	7%	4%	1%	5%	2%	3%	3%	3%	7%	3%	3%	4%	2%
Total Correct	73%	72%	71%	75%	72%	74%	71%	72%	74%	75%	74%	79%	73%	70%

SORTING DIFFERENT ITEMS FOR DISPOSAL - CHEMICALS

	AGE GROUP				GENDER		STATE						LOCATION	
	TOTAL	18-34	35-54	55+	MALE	FEMALE	NSW	VIC	QLD	WA	SA	TAS/ACT/NT	METRO	NON-METRO
Total Count (Answering)	1,000	290	338	372	491	509	309	258	205	107	74	47	829	171
General rubbish bin	15%	24%	15%	7%	16%	13%	11%	14%	18%	17%	16%	23%	15%	13%
Mixed recycling bin	3%	4%	4%	1%	3%	2%	4%	3%	2%	3%	0%	2%	3%	1%
Specialised recycling such as council or drop-off	63%	48%	62%	75%	63%	63%	67%	62%	62%	56%	61%	57%	63%	64%
Something else	22%	28%	21%	19%	19%	25%	20%	24%	20%	28%	23%	17%	22%	24%
Total Count (Answering)	636	164	227	245	304	332	229	190	63	57	68	29	539	97
Organic/ garden waste bin	2%	4%	3%	1%	3%	2%	3%	2%	0%	7%	1%	0%	2%	2%
Total Correct	63%	48%	62%	75%	63%	63%	67%	62%	62%	56%	61%	57%	63%	64%

SORTING DIFFERENT ITEMS FOR DISPOSAL - OLD MOBILE PHONES

	AGE GROUP				GENDER		STATE						LOCATION	
	TOTAL	18-34	35-54	55+	MALE	FEMALE	NSW	VIC	QLD	WA	SA	TAS/ACT/ NT	METRO	NON- METRO
Total Count (Answering)	1,000	290	338	372	491	509	309	258	205	107	74	47	829	171
General rubbish bin	12%	16%	15%	7%	12%	12%	11%	11%	16%	11%	11%	11%	12%	13%
Mixed recycling bin	5%	9%	5%	2%	7%	3%	5%	6%	4%	4%	4%	11%	5%	6%
Specialised recycling such as council or drop-off	62%	54%	62%	69%	62%	62%	62%	63%	59%	61%	66%	68%	62%	60%
Something else	24%	25%	22%	24%	22%	25%	25%	23%	22%	29%	20%	17%	24%	23%
Total Count (Answering)	636	164	227	245	304	332	229	190	63	57	68	29	539	97
Organic/ garden waste bin	1%	1%	3%	0%	2%	1%	0%	2%	3%	4%	0%	0%	1%	0%
Total Correct	62%	54%	62%	69%	62%	62%	62%	63%	59%	61%	66%	68%	62%	60%

SORTING DIFFERENT ITEMS FOR DISPOSAL - PAINT CANS

	AGE GROUP				GENDER		STATE						LOCATION	
	TOTAL	18-34	35-54	55+	MALE	FEMALE	NSW	VIC	QLD	WA	SA	TAS/ACT/ NT	METRO	NON- METRO
Total Count (Answering)	1,000	290	338	372	491	509	309	258	205	107	74	47	829	171
General rubbish bin	16%	22%	19%	9%	19%	13%	11%	17%	22%	18%	19%	17%	16%	18%
Mixed recycling bin	11%	19%	12%	5%	13%	9%	14%	12%	9%	7%	9%	11%	12%	9%
Specialised recycling such as council or drop-off	59%	43%	58%	73%	58%	60%	64%	57%	57%	58%	51%	64%	59%	59%
Something else	16%	18%	16%	15%	12%	20%	13%	17%	17%	20%	22%	13%	16%	19%
Total Count (Answering)	636	164	227	245	304	332	229	190	63	57	68	29	539	97
Organic/ garden waste bin	1%	1%	3%	0%	2%	1%	0%	2%	2%	4%	0%	3%	1%	0%
Total Correct	59%	43%	58%	73%	58%	60%	64%	57%	57%	58%	51%	64%	59%	59%

SORTING DIFFERENT ITEMS FOR DISPOSAL - GARDEN PLANT CUTTINGS

	AGE GROUP				GENDER		STATE						LOCATION	
	TOTAL	18-34	35-54	55+	MALE	FEMALE	NSW	VIC	QLD	WA	SA	TAS/ACT/ NT	METRO	NON- METRO
Total Count (Answering)	1,000	290	338	372	491	509	309	258	205	107	74	47	829	171
General rubbish bin	18%	20%	17%	16%	20%	16%	11%	9%	37%	31%	5%	19%	18%	15%
Mixed recycling bin	5%	6%	6%	3%	7%	4%	7%	2%	6%	6%	5%	2%	5%	5%
Specialised recycling such as council or drop-off	12%	18%	10%	10%	11%	13%	8%	12%	20%	10%	7%	15%	12%	13%
Something else	12%	12%	11%	13%	13%	11%	9%	13%	18%	16%	3%	9%	10%	20%
Total Count (Answering)	636	164	227	245	304	332	229	190	63	57	68	29	539	97
Organic/ garden waste bin	89%	86%	89%	91%	87%	92%	91%	89%	79%	89%	93%	90%	90%	86%
Total Correct	85%	84%	86%	85%	83%	87%	86%	86%	79%	83%	95%	89%	87%	76%

SORTING DIFFERENT ITEMS FOR DISPOSAL - DISPOSABLE FACE MASKS

	AGE GROUP				GENDER		STATE						LOCATION	
	TOTAL	18-34	35-54	55+	MALE	FEMALE	NSW	VIC	QLD	WA	SA	TAS/ACT/ NT	METRO	NON- METRO
Total Count (Answering)	1,000	290	338	372	491	509	309	258	205	107	74	47	829	171
General rubbish bin	75%	74%	76%	74%	73%	76%	75%	78%	74%	67%	72%	81%	74%	76%
Mixed recycling bin	14%	12%	14%	16%	16%	12%	12%	14%	17%	16%	12%	13%	14%	13%
Specialised recycling such as council or drop-off	7%	8%	7%	6%	8%	6%	9%	5%	7%	7%	8%	2%	7%	8%
Something else	6%	7%	4%	6%	5%	7%	4%	6%	4%	12%	9%	4%	6%	6%
Total Count (Answering)	636	164	227	245	304	332	229	190	63	57	68	29	539	97
Organic/ garden waste bin	3%	7%	3%	1%	3%	4%	2%	4%	5%	9%	0%	0%	4%	1%
Total Correct	75%	74%	76%	74%	73%	76%	75%	78%	74%	67%	72%	81%	74%	76%

SORTING DIFFERENT ITEMS FOR DISPOSAL - TAKEAWAY COFFEE CUPS

	AGE GROUP				GENDER		STATE						LOCATION	
	TOTAL	18-34	35-54	55+	MALE	FEMALE	NSW	VIC	QLD	WA	SA	TAS/ACT/ NT	METRO	NON- METRO
Total Count (Answering)	1,000	290	338	372	491	509	309	258	205	107	74	47	829	171
General rubbish bin	38%	36%	37%	42%	39%	38%	42%	39%	32%	41%	31%	43%	37%	47%
Mixed recycling bin	53%	57%	55%	49%	52%	54%	52%	53%	55%	50%	58%	53%	55%	42%
Specialised recycling such as council or drop-off	7%	8%	5%	7%	7%	6%	6%	7%	9%	7%	5%	0%	7%	6%
Something else	3%	3%	3%	4%	3%	4%	2%	1%	6%	6%	5%	4%	3%	5%
Total Count (Answering)	636	164	227	245	304	332	229	190	63	57	68	29	539	97
Organic/ garden waste bin	4%	4%	5%	2%	5%	2%	3%	3%	2%	11%	4%	7%	4%	4%
Total Correct	38%	36%	37%	42%	39%	38%	42%	39%	32%	41%	31%	43%	37%	47%

SORTING DIFFERENT ITEMS FOR DISPOSAL - A SOFT-DRINK BOTTLE

	AGE GROUP				GENDER		STATE						LOCATION	
	TOTAL	18-34	35-54	55+	MALE	FEMALE	NSW	VIC	QLD	WA	SA	TAS/ACT/ NT	METRO	NON- METRO
Total Count (Answering)	1,000	290	338	372	491	509	309	258	205	107	74	47	829	171
General rubbish bin	7%	12%	6%	3%	6%	7%	8%	6%	5%	6%	1%	11%	7%	6%
Mixed recycling bin	72%	73%	73%	70%	77%	67%	71%	88%	67%	61%	53%	68%	72%	74%
Specialised recycling such as council or drop-off	18%	15%	19%	20%	14%	22%	15%	5%	21%	35%	49%	17%	19%	13%
Something else	7%	4%	7%	8%	5%	8%	9%	1%	8%	9%	5%	4%	6%	9%
Total Count (Answering)	636	164	227	245	304	332	229	190	63	57	68	29	539	97
Organic/ garden waste bin	2%	3%	4%	0%	2%	2%	2%	2%	2%	4%	1%	7%	3%	0%
Total Correct	72%	73%	73%	70%	77%	67%	71%	88%	67%	61%	53%	68%	72%	74%

SORTING DIFFERENT ITEMS FOR DISPOSAL - A MILK BOTTLE

	AGE GROUP				GENDER		STATE						LOCATION	
	TOTAL	18-34	35-54	55+	MALE	FEMALE	NSW	VIC	QLD	WA	SA	TAS/ACT/ NT	METRO	NON- METRO
Total Count (Answering)	1,000	290	338	372	491	509	309	258	205	107	74	47	829	171
General rubbish bin	7%	10%	6%	6%	7%	7%	9%	5%	7%	7%	11%	2%	7%	6%
Mixed recycling bin	86%	82%	90%	86%	85%	87%	83%	91%	85%	86%	81%	96%	86%	84%
Specialised recycling such as council or drop-off	7%	8%	4%	8%	7%	6%	7%	3%	7%	10%	8%	2%	7%	6%
Something else	2%	2%	1%	1%	2%	2%	2%	1%	2%	2%	1%	0%	1%	3%
Total Count (Answering)	636	164	227	245	304	332	229	190	63	57	68	29	539	97
Organic/ garden waste bin	2%	2%	4%	1%	3%	2%	1%	2%	2%	5%	0%	7%	2%	2%
Total Correct	86%	82%	90%	86%	85%	87%	83%	91%	85%	86%	81%	96%	86%	84%

SORTING DIFFERENT ITEMS FOR DISPOSAL - TAKEAWY 'PAPER' DRINK CUP FROM A FAST FOOD RESTAURANT

	AGE GROUP				GENDER		STATE						LOCATION	
	TOTAL	18-34	35-54	55+	MALE	FEMALE	NSW	VIC	QLD	WA	SA	TAS/ACT/NT	METRO	NON-METRO
Total Count (Answering)	1,000	290	338	372	491	509	309	258	205	107	74	47	829	171
General rubbish bin	33%	33%	31%	34%	33%	33%	34%	34%	28%	37%	31%	38%	32%	39%
Mixed recycling bin	60%	60%	63%	58%	60%	60%	59%	60%	65%	55%	58%	60%	62%	50%
Specialised recycling such as council or drop-off	6%	6%	5%	6%	6%	6%	7%	5%	5%	5%	8%	0%	6%	5%
Something else	2%	3%	2%	2%	2%	2%	1%	2%	3%	4%	1%	2%	2%	4%
Total Count (Answering)	636	164	227	245	304	332	229	190	63	57	68	29	539	97
Organic/ garden waste bin	5%	7%	5%	4%	5%	5%	6%	5%	2%	11%	3%	10%	5%	6%
Total Correct	38%	38%	36%	40%	38%	38%	40%	38%	33%	41%	39%	38%	37%	44%

SORTING DIFFERENT ITEMS FOR DISPOSAL - A BREAD BAG

	AGE GROUP				GENDER		STATE						LOCATION	
	TOTAL	18-34	35-54	55+	MALE	FEMALE	NSW	VIC	QLD	WA	SA	TAS/ACT/ NT	METRO	NON- METRO
Total Count (Answering)	1,000	290	338	372	491	509	309	258	205	107	74	47	829	171
General rubbish bin	63%	65%	59%	66%	62%	65%	63%	66%	61%	66%	55%	70%	62%	69%
Mixed recycling bin	24%	24%	28%	21%	28%	21%	25%	19%	27%	25%	28%	26%	25%	19%
Specialised recycling such as council or drop-off	10%	12%	11%	9%	9%	11%	8%	11%	10%	15%	15%	6%	10%	11%
Something else	5%	3%	4%	6%	3%	6%	6%	5%	4%	3%	1%	0%	4%	6%
Total Count (Answering)	636	164	227	245	304	332	229	190	63	57	68	29	539	97
Organic/ garden waste bin	2%	2%	4%	0%	3%	1%	2%	2%	0%	4%	3%	7%	2%	0%
Total Correct	63%	65%	59%	66%	62%	65%	63%	66%	61%	66%	55%	70%	62%	69%

SORTING DIFFERENT ITEMS FOR DISPOSAL - A PLASTIC TAKEAWAY CONTAINER

	AGE GROUP				GENDER		STATE						LOCATION	
	TOTAL	18-34	35-54	55+	MALE	FEMALE	NSW	VIC	QLD	WA	SA	TAS/ACT/ NT	METRO	NON- METRO
Total Count (Answering)	1,000	290	338	372	491	509	309	258	205	107	74	47	829	171
General rubbish bin	27%	31%	23%	26%	27%	26%	30%	26%	28%	21%	24%	21%	24%	37%
Mixed recycling bin	66%	65%	69%	65%	66%	66%	60%	67%	68%	75%	68%	77%	68%	57%
Specialised recycling such as council or drop-off	5%	4%	6%	6%	5%	5%	8%	4%	4%	6%	5%	0%	5%	5%
Something else	4%	3%	4%	4%	2%	5%	4%	4%	4%	3%	4%	0%	3%	4%
Total Count (Answering)	636	164	227	245	304	332	229	190	63	57	68	29	539	97
Organic/ garden waste bin	3%	2%	5%	1%	4%	2%	2%	4%	0%	5%	0%	7%	3%	2%
Total Correct	66%	65%	69%	65%	66%	66%	60%	67%	68%	75%	68%	77%	68%	57%

SORTING DIFFERENT ITEMS FOR DISPOSAL - A PIECE OF PACKING POLYSTYRENE/STYROFOAM

	AGE GROUP				GENDER		STATE						LOCATION	
	TOTAL	18-34	35-54	55+	MALE	FEMALE	NSW	VIC	QLD	WA	SA	TAS/ACT/ NT	METRO	NON- METRO
Total Count (Answering)	1,000	290	338	372	491	509	309	258	205	107	74	47	829	171
General rubbish bin	59%	52%	57%	65%	56%	61%	60%	65%	53%	52%	55%	62%	59%	58%
Mixed recycling bin	24%	24%	28%	19%	26%	21%	22%	19%	29%	21%	31%	30%	23%	24%
Specialised recycling such as council or drop-off	13%	17%	11%	13%	13%	13%	14%	10%	14%	21%	11%	6%	13%	14%
Something else	6%	8%	6%	3%	6%	6%	5%	6%	6%	6%	5%	2%	6%	4%
Total Count (Answering)	636	164	227	245	304	332	229	190	63	57	68	29	539	97
Organic/ garden waste bin	2%	2%	4%	1%	3%	2%	1%	2%	2%	9%	1%	3%	3%	1%
Total Correct	71%	68%	67%	77%	68%	73%	73%	75%	66%	72%	64%	68%	71%	73%



SECTION D: KNOWLEDGE



PERCEPTIONS OF WHAT HAPPENS TO THE KERBSIDE RECYCLING BIN AFTER IT'S BEEN COLLECTED

	AGE GROUP				GENDER		STATE						LOCATION	
	TOTAL	18-34	35-54	55+	MALE	FEMALE	NSW	VIC	QLD	WA	SA	TAS/ACT/ NT	METRO	NON-METRO
Total Count (Answering)	1,000	290	338	372	491	509	309	258	205	107	74	47	829	171
Taken to a landfill in Australia	18%	21%	15%	17%	17%	18%	19%	18%	17%	18%	9%	15%	17%	20%
Taken to a landfill overseas	3%	5%	4%	1%	4%	2%	4%	3%	1%	4%	3%	2%	3%	1%
Taken to a facility in Australia to be sorted and then transferred to another site for recycling	57%	50%	59%	63%	58%	57%	54%	58%	58%	51%	70%	66%	58%	53%
Taken to a facility overseas to be sorted and then recycled	9%	11%	11%	7%	10%	9%	8%	11%	9%	10%	14%	0%	9%	9%
Don't know	13%	14%	12%	13%	11%	14%	14%	10%	14%	17%	4%	17%	12%	16%

HOW DO YOU THINK RECYCLING IS SORTED?

	AGE GROUP			
	TOTAL	18-34	35-54	55+
Total Count (Answering)	1,000	290	338	372
By people	21%	16%	21%	26%
By machines	16%	24%	17%	9%
A mix of people and machines	63%	60%	62%	65%

GENDER	
MALE	FEMALE
491	509
23%	20%
15%	17%
62%	63%

STATE					
NSW	VIC	QLD	WA	SA	TAS/ACT/NT
309	258	205	107	74	47
17%	22%	20%	28%	24%	30%
19%	17%	14%	12%	12%	15%
64%	61%	66%	60%	64%	55%

LOCATION	
METRO	NON-METRO
829	171
21%	20%
16%	16%
62%	64%

KERBSIDE RECYCLING TRUE AND FALSE STATEMENTS

AGE GROUP						GENDER		STATE						LOCATION	
		TOTAL	18-34	35-54	55+	MALE	FEMALE	NSW	VIC	QLD	WA	SA	TAS/ACT/NT	METRO	NON-METRO
Total Count (Answering)		1,000	290	338	372	491	509	309	258	205	107	74	47	829	171
You should rinse containers (i.e., jars and tins) before putting them into the kerbside recycling bin	True	90%	90%	88%	91%	88%	91%	88%	88%	90%	93%	96%	89%	89%	93%
	False	10%	10%	12%	9%	12%	9%	12%	12%	10%	7%	4%	11%	11%	7%
You need to remove the plastic from envelopes with a window before putting them in the kerbside recycling bin	True	52%	58%	52%	46%	51%	52%	55%	51%	47%	55%	54%	40%	51%	53%
	False	48%	42%	48%	54%	49%	48%	45%	49%	53%	45%	46%	60%	49%	47%
Recycling is sorted manually by facility workers	True	64%	57%	66%	68%	65%	64%	59%	63%	64%	77%	73%	68%	65%	61%
	False	36%	43%	34%	32%	35%	36%	41%	37%	36%	23%	27%	32%	35%	39%
Recycling can be sealed in a plastic bag in the kerbside recycling bin	True	21%	25%	24%	15%	23%	19%	27%	15%	24%	17%	19%	17%	22%	17%
	False	79%	75%	76%	85%	77%	81%	73%	85%	76%	83%	81%	83%	78%	83%
Leftover liquid or food in containers in recycling can spill and ruin a whole truck of good recycling, sending it to landfill	True	80%	76%	78%	85%	78%	82%	83%	79%	75%	82%	82%	70%	79%	81%
	False	20%	24%	22%	15%	22%	18%	17%	21%	25%	18%	18%	30%	21%	19%
All councils in my state/territory have the same recycling rules/standards	True	32%	29%	31%	34%	35%	29%	35%	27%	36%	26%	32%	34%	31%	37%
	False	68%	71%	69%	66%	65%	71%	65%	73%	64%	74%	68%	66%	69%	63%

BATTERY DISPOSAL TRUE AND FALSE STATEMENTS

AGE GROUP					
		TOTAL	18-34	35-54	55+
Total Count (Answering)		1,000	290	338	372
You can dispose of batteries in the kerbside recycling bin	True	13%	18%	15%	9%
	False	87%	82%	85%	91%
You can dispose of batteries in the general waste bin	True	23%	33%	29%	10%
	False	77%	67%	71%	90%

GENDER	
MALE	FEMALE
491	509
15%	11%
85%	89%
23%	23%
77%	77%

STATE					
NSW	VIC	QLD	WA	SA	TAS/ACT/NT
309	258	205	107	74	47
17%	12%	10%	8%	14%	19%
83%	88%	90%	92%	86%	81%
23%	24%	23%	16%	26%	28%
77%	76%	77%	84%	74%	72%

LOCATION	
METRO	NON-METRO
829	171
14%	10%
86%	90%
23%	25%
77%	75%

SYMBOL IS A RECYCLING SYMBOL?



	AGE GROUP			
	TOTAL	18-34	35-54	55+
Total Count (Answering)	499	149	176	174
Yes	81%	77%	85%	79%
No	19%	23%	15%	21%

GENDER	
MALE	FEMALE
240	259
76%	85%
24%	15%

STATE					
NSW	VIC	QLD	WA	SA	TAS/ACT/ NT
155	127	98	58	37	24
82%	82%	79%	78%	81%	79%
18%	18%	21%	22%	19%	21%

LOCATION	
METRO	NON- METRO
430	69
81%	80%
19%	20%

HOW TO DISPOSE OF ITEM WITH SYMBOL ON IT



	AGE GROUP			
	TOTAL	18-34	35-54	55+
Total Count (Answering)	501	141	162	198
Put it in the general waste bin	18%	28%	19%	12%
Put it in the kerbside recycling bin	50%	39%	57%	51%
Dispose of it at a specialised waste drop off location	25%	27%	19%	28%
Another way	7%	6%	6%	10%

GENDER	
MALE	FEMALE
251	250
18%	19%
49%	50%
27%	22%
6%	9%

STATE					
NSW	VIC	QLD	WA	SA	TAS/ACT/NT
154	131	107	49	37	23
19%	17%	18%	18%	16%	30%
47%	57%	43%	37%	65%	52%
23%	21%	33%	33%	19%	13%
11%	5%	7%	12%	0%	4%

LOCATION	
METRO	NON-METRO
399	102
19%	15%
50%	48%
26%	22%
5%	16%

PERCEPTION OF PERCENTAGE OF GENERAL WASTE IS MADE UP OF FOOD WASTE

	AGE GROUP				GENDER		STATE						LOCATION	
	TOTAL	18-34	35-54	55+	MALE	FEMALE	NSW	VIC	QLD	WA	SA	TAS/ACT/ NT	METRO	NON- METRO
Total Count (Answering)	1,000	290	338	372	491	509	309	258	205	107	74	47	829	171
Average (%)	42	47	43	38	39	45	45	40	42	41	46	38	42	43
Median (%)	40	48	40	32	34	48	46	35	39	40	41	32	40	41
Standard Deviation (%)	24	22	24	24	24	23	24	22	25	24	23	24	23	25
Standard Error (%)	1	1	1	1	1	1	1	1	2	2	3	3	1	2

LENGTH OF TIME BELIEVE DIFFERENT TYPES OF WASTE TAKE TO BREAKDOWN IN LANDFILL – A GLASS BOTTLE

	AGE GROUP				GENDER		STATE						LOCATION	
	TOTAL	18-34	35-54	55+	MALE	FEMALE	NSW	VIC	QLD	WA	SA	TAS/ACT/ NT	METRO	NON-METRO
Total Count (Answering)	1,000	290	338	372	491	509	309	258	205	107	74	47	829	171
≤ 999 years	86%	91%	83%	83%	80%	90%	90%	83%	84%	87%	82%	77%	86%	82%
1,000 – 10,000 years	11%	7%	14%	13%	15%	8%	9%	12%	13%	9%	15%	19%	10%	15%
10,001 – 100,000 years	1%	1%	2%	2%	2%	1%	1%	2%	2%	2%	1%	0%	2%	1%
100,001 – 999,999 years	0%	0%	0%	0%	0%	0%	0%	0%	0%	0%	0%	2%	0%	0%
≥ 1,000,000 years	2%	1%	1%	3%	2%	1%	1%	3%	1%	2%	1%	2%	2%	2%

LENGTH OF TIME BELIEVE DIFFERENT TYPES OF WASTE TAKE TO BREAKDOWN IN LANDFILL – A PLASTIC WATER BOTTLE

	AGE GROUP				GENDER		STATE						LOCATION	
	TOTAL	18-34	35-54	55+	MALE	FEMALE	NSW	VIC	QLD	WA	SA	TAS/ACT/ NT	METRO	NON- METRO
Total Count (Answering)	1,000	290	338	372	491	509	309	258	205	107	74	47	829	171
≤ 449 years	90%	89%	89%	91%	88%	91%	91%	90%	89%	92%	85%	83%	90%	89%
450 years or more	10%	10%	10%	8%	11%	8%	8%	9%	10%	7%	14%	15%	9%	11%

LENGTH OF TIME BELIEVE DIFFERENT TYPES OF WASTE TAKE TO BREAKDOWN IN LANDFILL – A PLASTIC SHOPPING BAG

	AGE GROUP				GENDER		STATE						LOCATION	
	TOTAL	18-34	35-54	55+	MALE	FEMALE	NSW	VIC	QLD	WA	SA	TAS/ACT/ NT	METRO	NON- METRO
Total Count (Answering)	1,000	290	338	372	491	509	309	258	205	107	74	47	829	171
≤ 9 years	26%	23%	24%	30%	26%	26%	27%	25%	25%	28%	30%	23%	26%	26%
10 – 1,000 years	71%	74%	72%	68%	70%	72%	71%	73%	72%	69%	65%	70%	71%	73%
1,001 – 1,000,0000 years	2%	2%	3%	2%	3%	2%	2%	2%	2%	2%	5%	4%	3%	1%

LENGTH OF TIME BELIEVE DIFFERENT TYPES OF WASTE TAKE TO BREAKDOWN IN LANDFILL – DISPOSABLE MASK

	AGE GROUP				GENDER		STATE						LOCATION	
	TOTAL	18-34	35-54	55+	MALE	FEMALE	NSW	VIC	QLD	WA	SA	TAS/ACT/ NT	METRO	NON- METRO
Total Count (Answering)	1,000	290	338	372	491	509	309	258	205	107	74	47	829	171
≤ 449 years	96%	95%	95%	97%	96%	95%	96%	96%	93%	97%	97%	91%	96%	95%
450 years or more	4%	4%	5%	3%	3%	5%	3%	4%	6%	3%	3%	9%	4%	5%

LENGTH OF TIME BELIEVE DIFFERENT TYPES OF WASTE TAKE TO BREAKDOWN IN LANDFILL – WET WIPES

	AGE GROUP				GENDER		STATE						LOCATION	
	TOTAL	18-34	35-54	55+	MALE	FEMALE	NSW	VIC	QLD	WA	SA	TAS/ACT/ NT	METRO	NON- METRO
Total Count (Answering)	1,000	290	338	372	491	509	309	258	205	107	74	47	829	171
≤ 99 years	83%	82%	81%	85%	82%	83%	83%	83%	81%	83%	82%	79%	83%	80%
100 years or more	17%	18%	19%	15%	18%	17%	17%	17%	19%	17%	18%	21%	17%	20%



SECTION E: THE CIRCULAR ECONOMY



RANKING OF OPTIONS FOR MANAGING WASTE IN THE WASTE HIERARCHY

AGE GROUP						GENDER		STATE						LOCATION	
		TOTAL	18-34	35-54	55+	MALE	FEMALE	NSW	VIC	QLD	WA	SA	TAS/ACT/NT	METRO	NON-METRO
Total Count (Answering)		1,000	290	338	372	491	509	309	258	205	107	74	47	829	171
Avoid buying unnecessary or single-use items	1	35%	34%	39%	31%	34%	35%	36%	33%	35%	31%	31%	47%	35%	34%
	2	20%	22%	18%	20%	22%	18%	20%	20%	20%	24%	19%	15%	21%	18%
	3	16%	17%	15%	16%	16%	15%	16%	16%	19%	13%	18%	11%	15%	21%
	4	20%	18%	18%	24%	19%	21%	18%	22%	19%	18%	23%	23%	21%	15%
	5	10%	10%	10%	9%	9%	10%	10%	10%	8%	14%	9%	4%	9%	12%
Reuse materials by donating them, upcycling or repurposing	1	17%	18%	14%	19%	18%	16%	14%	19%	18%	17%	22%	13%	17%	15%
	2	27%	27%	26%	28%	24%	30%	29%	30%	19%	27%	24%	38%	27%	27%
	3	27%	26%	28%	27%	27%	27%	28%	26%	28%	28%	23%	23%	26%	30%
	4	22%	19%	24%	23%	22%	22%	22%	19%	27%	20%	24%	17%	22%	24%
	5	7%	10%	9%	3%	9%	6%	6%	6%	8%	8%	7%	9%	8%	4%
Recycle materials in the correct bins to ensure they can be made into something new	1	25%	20%	24%	30%	24%	27%	27%	22%	25%	29%	20%	30%	25%	29%
	2	22%	21%	22%	23%	23%	21%	21%	24%	24%	19%	22%	19%	22%	23%
	3	23%	21%	24%	22%	23%	22%	21%	22%	21%	26%	32%	19%	24%	18%
	4	25%	29%	24%	22%	24%	26%	26%	26%	24%	22%	23%	28%	24%	29%
	5	5%	9%	6%	2%	7%	4%	6%	6%	5%	4%	3%	4%	6%	2%
Buy products that use recycled packaging or materials	1	19%	20%	19%	18%	19%	18%	17%	21%	19%	20%	26%	4%	19%	18%
	2	26%	24%	27%	26%	27%	24%	24%	22%	32%	23%	30%	26%	26%	23%
	3	27%	28%	25%	29%	25%	30%	28%	29%	23%	29%	20%	43%	28%	25%
	4	21%	21%	22%	20%	23%	19%	23%	20%	20%	22%	16%	21%	21%	20%
	5	8%	7%	8%	8%	7%	8%	8%	9%	6%	6%	8%	6%	6%	13%

RANKING OF OPTIONS FOR MANAGING WASTE IN THE WASTE HIERARCHY (CONTINUED)

AGE GROUP						GENDER		STATE						LOCATION	
		TOTAL	18-34	35-54	55+	MALE	FEMALE	NSW	VIC	QLD	WA	SA	TAS/ACT/NT	METRO	NON-METRO
Total Count (Answering)		1,000	290	338	372	491	509	309	258	205	107	74	47	829	171
Dispose of waste into landfills	1	5%	8%	4%	2%	5%	4%	5%	5%	4%	4%	1%	6%	5%	4%
	2	5%	6%	7%	3%	4%	6%	6%	4%	5%	7%	5%	2%	4%	9%
	3	7%	9%	9%	5%	8%	7%	8%	8%	8%	4%	7%	4%	8%	6%
	4	12%	14%	12%	11%	13%	12%	10%	14%	10%	18%	14%	11%	12%	12%
	5	71%	64%	67%	78%	69%	72%	70%	69%	72%	68%	73%	77%	71%	69%
Avoid buying unnecessary or single-use items	Top 2 Priority	55%	56%	57%	51%	56%	53%	56%	53%	55%	55%	50%	62%	55%	52%
	Bottom 2 Priority	29%	27%	28%	32%	27%	31%	28%	32%	26%	32%	32%	28%	30%	27%
Reuse materials by donating them, upcycling or repurposing	Top 2 Priority	44%	46%	40%	46%	42%	46%	43%	49%	37%	44%	46%	51%	44%	42%
	Bottom 2 Priority	29%	29%	32%	27%	31%	28%	29%	25%	36%	28%	31%	26%	29%	28%
Recycle materials in the correct bins to ensure they can be made into something new	Top 2 Priority	47%	41%	46%	53%	46%	48%	48%	47%	49%	48%	42%	49%	47%	51%
	Bottom 2 Priority	30%	38%	30%	24%	30%	30%	31%	32%	29%	26%	26%	32%	30%	31%
Buy products that use recycled packaging or materials	Top 2 Priority	44%	44%	46%	43%	46%	43%	41%	43%	50%	43%	55%	30%	45%	42%
	Bottom 2 Priority	29%	28%	30%	27%	30%	28%	31%	28%	26%	28%	24%	28%	28%	33%
Dispose of waste into landfills	Top 2 Priority	10%	13%	11%	6%	10%	10%	11%	9%	9%	10%	7%	9%	9%	13%
	Bottom 2 Priority	83%	78%	80%	89%	82%	83%	80%	83%	82%	86%	86%	87%	83%	81%

THE CIRCULAR ECONOMY

A circular economy is about changing the way we produce, assemble, package, sell and use products to minimise waste and increase the collection and use of recycled material in manufacturing new products, as opposed to a linear economy or “take-make-dispose” model whereby raw materials are used to make products that are then disposed of in landfill after short-term use. A circular economy of recycling creates environmental, economic and social benefits through litter and emissions reduction, job creation and industry growth, and by increasing efficient use of natural resources (including energy, water, trees and oil).

CIRCULAR ECONOMY



LINEAR ECONOMY



AWARE OF THE CONCEPT ‘CIRCULAR ECONOMY’

	AGE GROUP				GENDER		STATE						LOCATION	
	TOTAL	18-34	35-54	55+	MALE	FEMALE	NSW	VIC	QLD	WA	SA	TAS/ACT/ NT	METRO	NON- METRO
Total Count (Answering)	1,000	290	338	372	491	509	309	258	205	107	74	47	829	171
No, never heard of it	58%	57%	54%	63%	50%	66%	59%	55%	60%	61%	59%	51%	55%	71%
Yes, I've heard of it, but don't know what it means	20%	24%	20%	17%	22%	18%	18%	22%	23%	17%	18%	21%	21%	18%
Yes, I've heard of it, and know a bit about what it means	17%	14%	21%	16%	22%	12%	19%	17%	12%	17%	20%	21%	19%	10%
Yes, I'm very familiar with what it means	5%	4%	5%	4%	5%	4%	4%	5%	4%	6%	3%	6%	5%	1%
Heard and Know meaning of CE	22%	19%	26%	20%	27%	16%	23%	22%	17%	22%	23%	28%	24%	11%

IMPORTANCE TO IMPLEMENT A ‘CIRCULAR ECONOMY’ IN AUSTRALIA

	AGE GROUP				GENDER		STATE						LOCATION	
	TOTAL	18-34	35-54	55+	MALE	FEMALE	NSW	VIC	QLD	WA	SA	TAS/ACT/ NT	METRO	NON- METRO
Total Count (Answering)	1,000	290	338	372	491	509	309	258	205	107	74	47	829	171
Not at all important	1%	1%	1%	1%	2%	1%	1%	1%	2%	1%	1%	0%	1%	1%
Slightly important	5%	6%	5%	3%	4%	5%	6%	5%	4%	4%	1%	2%	4%	5%
Moderately important	14%	16%	16%	12%	17%	12%	15%	14%	17%	20%	3%	11%	13%	20%
Very important	39%	41%	37%	39%	42%	36%	40%	40%	34%	37%	43%	38%	40%	33%
Extremely important	41%	36%	40%	45%	35%	47%	38%	40%	42%	38%	51%	49%	41%	42%
Total Very-Extremely important	80%	78%	77%	84%	77%	83%	79%	80%	77%	76%	95%	87%	81%	74%

WHO SHOULD BE RESPONSIBLE FOR IMPLEMENTING A CIRCULAR ECONOMY IN AUSTRALIA

AGE GROUP						GENDER		STATE						LOCATION	
		TOTAL	18-34	35-54	55+	MALE	FEMALE	NSW	VIC	QLD	WA	SA	TAS/ACT/NT	METRO	NON-METRO
Total Count (Answering)		1,000	290	338	372	491	509	309	258	205	107	74	47	829	171
Local (council) governments	1	12%	11%	12%	12%	13%	10%	14%	12%	10%	10%	14%	9%	12%	13%
	2	12%	11%	13%	11%	10%	14%	10%	8%	17%	17%	15%	6%	11%	15%
	3	33%	31%	32%	35%	33%	33%	33%	36%	29%	33%	28%	43%	33%	35%
	4	28%	30%	27%	27%	27%	28%	28%	28%	25%	25%	35%	32%	29%	23%
	5	15%	17%	15%	15%	17%	14%	15%	16%	20%	15%	8%	11%	16%	14%
State governments	1	7%	10%	6%	5%	5%	8%	6%	7%	4%	9%	5%	11%	7%	6%
	2	37%	35%	37%	39%	36%	38%	34%	40%	39%	36%	38%	43%	37%	36%
	3	25%	27%	26%	22%	23%	26%	27%	22%	24%	21%	28%	23%	24%	26%
	4	23%	18%	22%	28%	25%	21%	22%	25%	23%	24%	18%	21%	23%	25%
	5	9%	10%	9%	7%	10%	7%	10%	7%	9%	9%	11%	2%	9%	7%
Federal government	1	42%	42%	43%	42%	42%	42%	40%	43%	45%	41%	36%	47%	43%	40%
	2	19%	25%	17%	16%	19%	19%	22%	20%	17%	17%	23%	6%	20%	15%
	3	13%	8%	14%	15%	13%	12%	14%	12%	15%	12%	11%	9%	13%	11%
	4	11%	13%	12%	8%	12%	10%	10%	9%	10%	14%	15%	13%	11%	11%
	5	15%	12%	13%	20%	14%	16%	15%	16%	13%	16%	15%	26%	14%	23%
Companies and manufacturers	1	24%	21%	22%	27%	24%	23%	24%	24%	25%	26%	23%	11%	24%	20%
	2	18%	19%	19%	17%	19%	18%	19%	21%	13%	11%	16%	36%	18%	18%
	3	20%	22%	20%	19%	22%	18%	19%	18%	22%	21%	27%	11%	20%	19%
	4	26%	22%	26%	28%	22%	29%	25%	25%	28%	25%	24%	21%	25%	29%
	5	13%	16%	13%	9%	14%	11%	12%	12%	11%	16%	9%	21%	12%	13%

WHO SHOULD BE RESPONSIBLE FOR IMPLEMENTING A CIRCULAR ECONOMY IN AUSTRALIA

AGE GROUP						GENDER		STATE						LOCATION	
		TOTAL	18-34	35-54	55+	MALE	FEMALE	NSW	VIC	QLD	WA	SA	TAS/ACT/NT	METRO	NON-METRO
Total Count (Answering)		1,000	290	338	372	491	509	309	258	205	107	74	47	829	171
Australian consumers/citizens	1	16%	16%	17%	15%	15%	16%	16%	15%	16%	13%	22%	23%	15%	20%
	2	14%	10%	14%	16%	16%	11%	15%	11%	15%	20%	8%	9%	13%	16%
	3	10%	11%	8%	9%	9%	10%	7%	11%	10%	12%	5%	15%	10%	9%
	4	13%	17%	13%	10%	14%	12%	14%	13%	13%	11%	8%	13%	13%	12%
	5	48%	45%	49%	49%	45%	51%	48%	50%	47%	44%	57%	40%	49%	43%
Local (council) governments	Top 2 Priority	24%	22%	26%	23%	24%	24%	25%	19%	27%	27%	28%	15%	23%	28%
State governments	Top 2 Priority	44%	45%	43%	44%	42%	46%	40%	46%	43%	45%	43%	53%	44%	42%
Federal government	Top 2 Priority	61%	67%	60%	58%	61%	61%	61%	64%	62%	58%	59%	53%	62%	55%
Companies and manufacturers	Top 2 Priority	42%	40%	41%	44%	43%	41%	43%	45%	38%	37%	39%	47%	43%	39%
Australian consumers/citizens	Top 2 Priority	30%	27%	30%	31%	31%	28%	30%	26%	30%	33%	30%	32%	28%	36%

PRIORITIES THAT COULD BE DONE TO BUILD A CIRCULAR ECONOMY

AGE GROUP						GENDER		STATE						LOCATION	
		TOTAL	18-34	35-54	55+	MALE	FEMALE	NSW	VIC	QLD	WA	SA	TAS/ACT/NT	METRO	NON-METRO
Total Count (Answering)		1,000	290	338	372	491	509	309	258	205	107	74	47	829	171
Education about how a circular economy works and how to participate in it	1	23%	21%	20%	27%	21%	24%	19%	22%	23%	27%	26%	32%	22%	28%
	2	18%	18%	18%	19%	19%	18%	21%	18%	19%	15%	16%	9%	19%	16%
	3	15%	12%	15%	16%	12%	17%	14%	15%	19%	11%	14%	9%	14%	18%
	4	16%	21%	14%	13%	15%	17%	18%	15%	16%	17%	11%	17%	16%	15%
	5	14%	13%	16%	13%	14%	14%	13%	16%	12%	10%	19%	15%	14%	11%
	6	14%	14%	17%	12%	18%	10%	15%	13%	11%	20%	15%	19%	15%	12%
Building infrastructure to do the recycling, reprocessing, and manufacture for the circular economy	1	24%	24%	25%	24%	23%	26%	25%	24%	25%	22%	28%	17%	25%	22%
	2	18%	17%	20%	17%	18%	18%	18%	16%	18%	23%	14%	19%	17%	20%
	3	20%	22%	20%	19%	22%	19%	23%	18%	19%	17%	23%	28%	21%	18%
	4	14%	10%	15%	17%	16%	13%	14%	17%	15%	10%	8%	19%	14%	19%
	5	12%	13%	10%	13%	10%	13%	10%	12%	15%	16%	8%	9%	12%	13%
	6	11%	13%	11%	9%	10%	11%	10%	12%	8%	11%	19%	9%	11%	8%
Regulations on the creation of non-recyclable products	1	17%	19%	18%	14%	17%	17%	17%	18%	15%	15%	20%	19%	17%	16%
	2	17%	18%	17%	16%	16%	17%	18%	15%	16%	20%	18%	15%	17%	13%
	3	16%	13%	17%	16%	17%	15%	16%	19%	15%	10%	8%	21%	15%	19%
	4	17%	18%	15%	17%	15%	18%	17%	17%	15%	14%	20%	17%	17%	15%
	5	16%	17%	16%	16%	16%	16%	15%	14%	19%	24%	16%	13%	16%	18%
	6	18%	15%	18%	21%	19%	17%	17%	18%	20%	17%	18%	15%	18%	19%

PRIORITIES THAT COULD BE DONE TO BUILD A CIRCULAR ECONOMY (CONTINUED)

AGE GROUP						GENDER		STATE						LOCATION	
		TOTAL	18-34	35-54	55+	MALE	FEMALE	NSW	VIC	QLD	WA	SA	TAS/ACT/NT	METRO	NON-METRO
Total Count (Answering)		1,000	290	338	372	491	509	309	258	205	107	74	47	829	171
Improving access to consumer recycling services	1	11%	14%	12%	6%	12%	10%	11%	12%	10%	7%	11%	11%	10%	13%
	2	14%	16%	15%	11%	14%	14%	13%	16%	15%	11%	15%	13%	14%	15%
	3	14%	16%	14%	12%	14%	14%	13%	13%	14%	17%	15%	13%	14%	12%
	4	21%	20%	19%	24%	20%	22%	20%	19%	21%	25%	26%	17%	21%	19%
	5	22%	18%	24%	22%	22%	22%	24%	21%	21%	23%	18%	17%	21%	22%
	6	19%	17%	16%	24%	19%	19%	20%	19%	19%	17%	16%	30%	20%	19%
Creating local markets for reuse of recovered materials/items	1	7%	8%	6%	6%	7%	6%	9%	9%	3%	8%	1%	2%	7%	7%
	2	11%	10%	11%	12%	13%	9%	9%	12%	13%	9%	9%	15%	11%	11%
	3	15%	15%	15%	16%	14%	16%	14%	14%	14%	21%	19%	13%	15%	15%
	4	18%	15%	20%	17%	18%	17%	16%	16%	19%	21%	24%	13%	17%	19%
	5	23%	23%	20%	26%	25%	21%	24%	24%	20%	15%	23%	36%	24%	20%
	6	27%	29%	28%	23%	23%	30%	28%	25%	30%	25%	23%	21%	26%	29%
Ensuring products are designed with circularity in mind	1	19%	13%	19%	22%	20%	17%	18%	16%	23%	21%	14%	19%	19%	15%
	2	22%	21%	20%	25%	20%	24%	20%	23%	20%	21%	28%	30%	22%	25%
	3	20%	21%	19%	20%	21%	20%	20%	20%	20%	23%	22%	17%	21%	18%
	4	15%	16%	17%	11%	17%	12%	15%	15%	15%	13%	11%	17%	15%	13%
	5	14%	16%	14%	11%	12%	15%	15%	14%	12%	11%	16%	11%	13%	17%
	6	11%	12%	11%	10%	10%	12%	11%	13%	11%	10%	9%	6%	10%	13%

PRIORITIES THAT COULD BE DONE TO BUILD A CIRCULAR ECONOMY (CONTINUED)

AGE GROUP						GENDER		STATE						LOCATION	
		TOTAL	18-34	35-54	55+	MALE	FEMALE	NSW	VIC	QLD	WA	SA	TAS/ACT/ NT	METRO	NON- METRO
Total Count (Answering)		1,000	290	338	372	491	509	309	258	205	107	74	47	829	171
Education about how a circular economy works and how to participate in it	Top 2 Priority	41%	39%	37%	47%	40%	42%	41%	41%	42%	42%	42%	40%	41%	44%
Building infrastructure to do the recycling, reprocessing, and manufacture for the circular economy	Top 2 Priority	42%	41%	45%	41%	41%	44%	44%	40%	43%	46%	42%	36%	42%	42%
Regulations on the creation of non-recyclable products	Top 2 Priority	34%	37%	35%	30%	33%	34%	35%	33%	31%	35%	38%	34%	34%	29%
Improving access to consumer recycling services	Top 2 Priority	25%	30%	28%	17%	26%	23%	24%	28%	25%	18%	26%	23%	24%	27%
Creating local markets for reuse of recovered materials/items	Top 2 Priority	18%	18%	17%	18%	20%	16%	18%	21%	16%	18%	11%	17%	18%	18%
Ensuring products are designed with circularity in mind	Top 2 Priority	41%	35%	38%	47%	40%	41%	39%	38%	43%	42%	42%	49%	41%	39%



SECTION F:
SUSTAINABLE
BEHAVIOURS AND
RATIONALE (COST VS
ENVIRONMENT)



SUSTAINABLE BEHAVIOURS

AGE GROUP						GENDER		STATE						LOCATION	
		TOTAL	18-34	35-54	55+	MALE	FEMALE	NSW	VIC	QLD	WA	SA	TAS/ACT/NT	METRO	NON-METRO
Total Count (Answering)		1,000	290	338	372	491	509	309	258	205	107	74	47	829	171
I try to avoid buying things in general	Yes	59%	64%	58%	55%	58%	59%	57%	57%	60%	63%	61%	60%	59%	56%
	No	41%	36%	42%	45%	42%	41%	43%	43%	40%	37%	39%	40%	41%	44%
I buy things second-hand	Yes	62%	70%	63%	56%	57%	67%	59%	59%	67%	70%	58%	70%	61%	70%
	No	38%	30%	37%	44%	43%	33%	41%	41%	33%	30%	42%	30%	39%	30%
I wait as long as I can before replacing worn out/broken things	Yes	89%	87%	90%	90%	89%	89%	89%	88%	90%	87%	92%	89%	89%	91%
	No	11%	13%	10%	10%	11%	11%	11%	12%	10%	13%	8%	11%	11%	9%
I try to repair items rather than just replacing them	Yes	81%	76%	80%	85%	81%	80%	82%	80%	80%	78%	84%	77%	81%	80%
	No	20%	24%	20%	15%	19%	20%	18%	20%	20%	22%	16%	23%	19%	20%
I grow my own food	Yes	33%	31%	35%	32%	33%	32%	31%	35%	27%	39%	32%	40%	30%	44%
	No	68%	69%	65%	68%	67%	68%	69%	65%	73%	61%	68%	60%	70%	56%
I buy cheaper items even though I know they will wear out/break down sooner than something more expensive	Yes	47%	51%	53%	39%	46%	49%	48%	42%	47%	53%	58%	40%	46%	53%
	No	53%	49%	47%	61%	54%	51%	52%	58%	53%	47%	42%	60%	54%	47%
I try to sell second-hand things rather than throwing them away or donating them	Yes	65%	74%	70%	55%	62%	68%	64%	61%	63%	78%	68%	72%	66%	63%
	No	35%	26%	30%	45%	38%	32%	36%	39%	37%	22%	32%	28%	34%	37%
I buy cheaper items that are not sustainably produced, instead of sustainable items that cost more	Yes	51%	57%	54%	42%	49%	51%	52%	48%	48%	60%	53%	38%	51%	49%
	No	50%	43%	46%	58%	51%	49%	48%	52%	52%	40%	47%	62%	49%	51%

LENGTH OF TIME DOING SUSTAINABLE BEHAVIOURS

		AGE GROUP				GENDER		STATE						LOCATION		
		TOTAL	18-34	35-54	55+	MALE	FEMALE	NSW	VIC	QLD	WA	SA	TAS/ACT/ NT	METRO	NON- METRO	
		Total Count (Answering)	983	285	331	367	478	505	303	256	198	106	73	47	814	169
I try to avoid buying things in general	Started doing for the first time in 2022	11%	12%	12%	8%	8%	14%	14%	9%	7%	15%	11%	11%	11%	10%	
	Was already doing before 2022, but started doing more in 2022	37%	44%	41%	27%	38%	37%	35%	34%	42%	37%	44%	36%	38%	34%	
	Was already doing before 2022, and didn't change in 2022	52%	43%	47%	65%	55%	49%	51%	57%	52%	48%	44%	54%	51%	55%	
I buy things second-hand	Total Count (Answering)	624	202	214	208	282	342	183	152	138	75	43	33	505	119	
	Started doing for the first time in 2022	7%	10%	8%	4%	8%	7%	9%	5%	8%	7%	7%	9%	8%	7%	
	Was already doing before 2022, but started doing more in 2022	35%	48%	35%	23%	36%	34%	32%	34%	38%	37%	33%	36%	36%	30%	
	Was already doing before 2022, and didn't change in 2022	58%	42%	57%	74%	56%	59%	59%	61%	54%	56%	60%	55%	56%	63%	
I wait as long as I can before replacing worn out/broken things	Total Count (Answering)	890	252	304	334	435	455	276	226	185	93	68	42	735	155	
	Started doing for the first time in 2022	7%	8%	9%	3%	5%	8%	6%	6%	10%	5%	4%	5%	6%	7%	
	Was already doing before 2022, but started doing more in 2022	30%	38%	31%	23%	30%	30%	33%	27%	28%	32%	25%	36%	31%	25%	
	Was already doing before 2022, and didn't change in 2022	64%	54%	61%	74%	65%	63%	61%	67%	62%	62%	71%	60%	63%	68%	
I try to repair items rather than just replacing them	Total Count (Answering)	805	221	269	315	398	407	254	206	164	83	62	36	669	136	
	Started doing for the first time in 2022	7%	9%	9%	4%	7%	7%	9%	4%	7%	8%	5%	8%	7%	8%	
	Was already doing before 2022, but started doing more in 2022	30%	39%	35%	21%	30%	30%	30%	30%	29%	36%	31%	33%	32%	24%	
	Was already doing before 2022, and didn't change in 2022	62%	52%	56%	75%	62%	62%	61%	66%	64%	55%	65%	58%	61%	68%	

LENGTH OF TIME DOING SUSTAINABLE BEHAVIOURS (CONTINUED)

AGE GROUP						GENDER		STATE						LOCATION	
		TOTAL	18-34	35-54	55+	MALE	FEMALE	NSW	VIC	QLD	WA	SA	TAS/ACT/NT	METRO	NON-METRO
	Total Count (Answering)	325	89	118	118	163	162	95	90	55	42	24	19	250	75
I grow my own food	Started doing for the first time in 2022	13%	21%	14%	4%	9%	17%	12%	12%	16%	10%	13%	16%	14%	8%
	Was already doing before 2022, but started doing more in 2022	35%	37%	47%	20%	34%	36%	32%	30%	42%	43%	29%	42%	35%	35%
	Was already doing before 2022, and didn't change in 2022	53%	42%	38%	75%	58%	48%	57%	58%	42%	48%	58%	42%	51%	57%
I buy cheaper items even though I know they will wear out/break down sooner than something more expensive	Total Count (Answering)	471	147	178	146	224	247	148	108	96	57	43	19	381	90
	Started doing for the first time in 2022	12%	16%	11%	10%	9%	15%	14%	9%	18%	7%	7%	16%	11%	18%
	Was already doing before 2022, but started doing more in 2022	37%	43%	40%	25%	37%	36%	40%	32%	32%	37%	47%	32%	38%	29%
	Was already doing before 2022, and didn't change in 2022	51%	41%	48%	65%	54%	49%	47%	58%	50%	56%	47%	53%	51%	53%
I try to sell second-hand things rather than throwing them away or donating them	Total Count (Answering)	652	214	235	203	305	347	197	158	130	83	50	34	545	107
	Started doing for the first time in 2022	10%	11%	12%	5%	9%	10%	10%	5%	12%	8%	16%	12%	9%	12%
	Was already doing before 2022, but started doing more in 2022	36%	49%	34%	26%	35%	38%	39%	38%	30%	39%	38%	32%	38%	29%
	Was already doing before 2022, and didn't change in 2022	54%	41%	54%	69%	56%	52%	52%	57%	58%	53%	46%	56%	53%	59%
I buy cheaper items that are not sustainably produced, instead of sustainable items that cost more	Total Count (Answering)	505	165	183	157	243	262	160	125	99	64	39	18	421	84
	Started doing for the first time in 2022	13%	13%	16%	11%	9%	17%	13%	11%	16%	6%	23%	22%	13%	14%
	Was already doing before 2022, but started doing more in 2022	32%	39%	33%	24%	35%	29%	36%	28%	28%	41%	23%	39%	32%	31%
	Was already doing before 2022, and didn't change in 2022	54%	48%	51%	65%	56%	53%	51%	61%	56%	53%	54%	39%	54%	55%

MOTIVATIONS FOR DOING SUSTAINABLE BEHAVIOURS - I TRY TO AVOID BUYING THINGS IN GENERAL

	AGE GROUP				GENDER		STATE						LOCATION	
	TOTAL	18-34	35-54	55+	MALE	FEMALE	NSW	VIC	QLD	WA	SA	TAS/ACT/NT	METRO	NON-METRO
Total Count (Answering)	586	185	196	205	287	299	176	148	122	67	45	28	490	96
To save money	79%	80%	80%	76%	76%	82%	77%	76%	82%	81%	84%	79%	78%	84%
To lessen my impact on the environment	32%	32%	35%	29%	31%	33%	36%	35%	28%	19%	31%	43%	34%	24%
It aligns with my values	32%	24%	32%	38%	32%	31%	34%	29%	30%	36%	16%	54%	33%	25%
I enjoy it	13%	12%	14%	12%	14%	12%	12%	13%	16%	13%	9%	7%	13%	10%
I don't have a choice	10%	12%	9%	9%	9%	10%	10%	7%	11%	7%	24%	4%	10%	9%
Another reason	2%	1%	2%	2%	2%	2%	3%	1%	2%	0%	2%	0%	1%	4%

MOTIVATIONS FOR DOING SUSTAINABLE BEHAVIOURS - I BUY THINGS SECOND-HAND

	AGE GROUP				GENDER		STATE						LOCATION	
	TOTAL	18-34	35-54	55+	MALE	FEMALE	NSW	VIC	QLD	WA	SA	TAS/ACT/ NT	METRO	NON-METRO
Total Count (Answering)	624	202	214	208	282	342	183	152	138	75	43	33	505	119
To save money	75%	74%	77%	73%	69%	79%	74%	71%	70%	77%	93%	79%	74%	76%
To lessen my impact on the environment	41%	44%	43%	36%	37%	44%	43%	38%	41%	35%	44%	45%	40%	41%
It aligns with my values	33%	33%	33%	35%	34%	32%	36%	30%	40%	27%	23%	39%	33%	34%
I enjoy it	35%	34%	37%	35%	29%	41%	32%	38%	33%	43%	33%	42%	35%	36%
I don't have a choice	5%	4%	4%	6%	6%	4%	6%	4%	7%	3%	5%	0%	5%	6%
Another reason	1%	0%	1%	1%	1%	1%	2%	1%	1%	0%	0%	0%	0%	3%

MOTIVATIONS FOR DOING SUSTAINABLE BEHAVIOURS - I WAIT AS LONG AS I CAN BEFORE REPLACING WORN OUT/BROKEN THINGS

	AGE GROUP				GENDER		STATE						LOCATION	
	TOTAL	18-34	35-54	55+	MALE	FEMALE	NSW	VIC	QLD	WA	SA	TAS/ACT/ NT	METRO	NON- METRO
Total Count (Answering)	890	252	304	334	435	455	276	226	185	93	68	42	735	155
To save money	75%	81%	76%	70%	72%	78%	74%	75%	76%	69%	85%	74%	74%	79%
To lessen my impact on the environment	34%	38%	34%	32%	33%	35%	37%	36%	32%	27%	31%	36%	34%	34%
It aligns with my values	33%	25%	36%	37%	35%	31%	33%	32%	36%	31%	24%	48%	34%	29%
I enjoy it	14%	11%	16%	13%	18%	9%	14%	11%	14%	16%	13%	19%	14%	13%
I don't have a choice	11%	10%	9%	13%	9%	12%	10%	10%	12%	6%	16%	10%	9%	16%
Another reason	2%	3%	2%	2%	2%	3%	4%	4%	1%	0%	0%	2%	2%	2%

MOTIVATIONS FOR DOING SUSTAINABLE BEHAVIOURS - I TRY TO REPAIR ITEMS RATHER THAN JUST REPLACING THEM

	AGE GROUP				GENDER		STATE						LOCATION	
	TOTAL	18-34	35-54	55+	MALE	FEMALE	NSW	VIC	QLD	WA	SA	TAS/ACT/ NT	METRO	NON-METRO
Total Count (Answering)	805	221	269	315	398	407	254	206	164	83	62	36	669	136
To save money	73%	79%	72%	69%	68%	78%	75%	66%	75%	69%	87%	78%	72%	78%
To lessen my impact on the environment	36%	43%	39%	29%	34%	38%	34%	40%	32%	35%	39%	53%	38%	29%
It aligns with my values	36%	30%	36%	40%	37%	35%	36%	34%	37%	40%	26%	47%	37%	29%
I enjoy it	30%	29%	30%	30%	37%	22%	27%	31%	31%	28%	29%	36%	29%	30%
I don't have a choice	7%	5%	8%	8%	6%	8%	9%	6%	8%	4%	6%	3%	7%	10%
Another reason	1%	1%	0%	1%	1%	0%	1%	0%	1%	1%	0%	0%	1%	1%

MOTIVATIONS FOR DOING SUSTAINABLE BEHAVIOURS - I GROW MY OWN FOOD

	AGE GROUP				GENDER		STATE						LOCATION	
	TOTAL	18-34	35-54	55+	MALE	FEMALE	NSW	VIC	QLD	WA	SA	TAS/ACT/ NT	METRO	NON- METRO
Total Count (Answering)	325	89	118	118	163	162	95	90	55	42	24	19	250	75
To save money	57%	64%	49%	59%	51%	63%	61%	51%	56%	52%	63%	68%	54%	68%
To lessen my impact on the environment	35%	40%	34%	33%	33%	38%	38%	29%	31%	43%	42%	42%	39%	24%
It aligns with my values	36%	30%	36%	41%	36%	36%	29%	40%	40%	36%	42%	37%	36%	36%
I enjoy it	65%	53%	66%	73%	65%	65%	62%	63%	67%	74%	63%	63%	66%	63%
I don't have a choice	3%	6%	3%	2%	2%	4%	5%	2%	2%	5%	4%	0%	4%	3%
Another reason	2%	1%	2%	2%	1%	2%	5%	0%	0%	0%	0%	0%	1%	3%

MOTIVATIONS FOR DOING SUSTAINABLE BEHAVIOURS - I BUY CHEAPER ITEMS EVEN THOUGH I KNOW THEY WILL WEAR OUT/BREAK DOWN SOONER THAN SOMETHING MORE EXPENSIVE

	AGE GROUP				GENDER		STATE						LOCATION	
	TOTAL	18-34	35-54	55+	MALE	FEMALE	NSW	VIC	QLD	WA	SA	TAS/ACT/NT	METRO	NON-METRO
Total Count (Answering)	471	147	178	146	224	247	148	108	96	57	43	19	381	90
To save money	74%	73%	80%	68%	71%	77%	73%	72%	72%	81%	79%	79%	74%	74%
To lessen my impact on the environment	18%	22%	16%	16%	22%	14%	20%	22%	17%	14%	12%	11%	19%	14%
It aligns with my values	18%	17%	20%	16%	23%	13%	18%	17%	18%	16%	19%	26%	18%	16%
I enjoy it	15%	16%	17%	12%	18%	13%	18%	14%	15%	14%	12%	11%	15%	13%
I don't have a choice	15%	18%	11%	18%	12%	19%	15%	13%	24%	9%	16%	11%	15%	18%
Another reason	2%	1%	2%	3%	2%	2%	2%	3%	2%	4%	0%	0%	2%	4%

MOTIVATIONS FOR DOING SUSTAINABLE BEHAVIOURS - I TRY TO SELL SECOND-HAND THINGS RATHER THAN THROWING THEM AWAY OR DONATING THEM

	AGE GROUP				GENDER		STATE						LOCATION	
	TOTAL	18-34	35-54	55+	MALE	FEMALE	NSW	VIC	QLD	WA	SA	TAS/ACT/NT	METRO	NON-METRO
Total Count (Answering)	652	214	235	203	305	347	197	158	130	83	50	34	545	107
To save money	65%	64%	70%	60%	61%	68%	64%	61%	71%	63%	68%	65%	64%	71%
To lessen my impact on the environment	40%	41%	42%	36%	35%	44%	42%	39%	38%	33%	44%	47%	40%	40%
It aligns with my values	35%	31%	35%	38%	40%	31%	34%	39%	36%	34%	22%	41%	35%	34%
I enjoy it	27%	25%	29%	28%	26%	28%	26%	29%	25%	29%	24%	29%	26%	33%
I don't have a choice	6%	8%	5%	4%	8%	4%	8%	6%	5%	4%	6%	0%	6%	3%
Another reason	2%	1%	2%	4%	2%	3%	4%	2%	1%	2%	0%	9%	2%	4%

MOTIVATIONS FOR DOING SUSTAINABLE BEHAVIOURS - I BUY CHEAPER ITEMS THAT ARE NOT SUSTAINABLY PRODUCED, INSTEAD OF SUSTAINABLE ITEMS THAT COST MORE

	AGE GROUP				GENDER		STATE						LOCATION	
	TOTAL	18-34	35-54	55+	MALE	FEMALE	NSW	VIC	QLD	WA	SA	TAS/ACT/NT	METRO	NON-METRO
Total Count (Answering)	505	165	183	157	243	262	160	125	99	64	39	18	421	84
To save money	77%	73%	79%	78%	74%	80%	76%	78%	76%	73%	87%	72%	78%	71%
To lessen my impact on the environment	14%	21%	14%	7%	15%	14%	16%	18%	11%	14%	8%	11%	15%	12%
It aligns with my values	15%	17%	16%	13%	20%	11%	21%	11%	12%	16%	10%	17%	15%	18%
I enjoy it	11%	14%	11%	6%	13%	9%	9%	9%	12%	16%	8%	17%	11%	8%
I don't have a choice	15%	14%	15%	17%	15%	15%	16%	10%	19%	14%	21%	17%	15%	13%
Another reason	2%	2%	1%	4%	2%	2%	4%	2%	1%	3%	0%	0%	2%	5%



APPENDIX B: THE QUOTES



OTHER REASONS NOT TO COMPOST FOOD WASTE

A4b Are any of these reasons why you don't compost any of your food waste? - Other (specify)

18-34 year-old

- I don't have a FOGO bin -- 18-24 year-old, QLD
- No use for compost -- 25-29 year-old, NSW
- in an apartment - theres not much space to set this up -- 30-34 year-old, QLD
- I don't have the space to set up an adequate compost big -- 25-29 year-old, NSW
- I don't have the time -- 30-34 year-old, QLD
- Don't have the spaces. -- 18-24 year-old, VIC
- No facilities available in the apartment complex -- 30-34 year-old, ACT

35-54 year-old

- No room -- 35-39 year-old, SA
- I don't generate enough food waste -- 50-54 year-old, WA
- Have dogs and chickens -- 40-44 year-old, WA
- Just don't have the room -- 35-39 year-old, VIC
- No room in apartment -- 50-54 year-old, NSW
- Don't have the time -- 40-44 year-old, VIC
- it attracts rodents -- 45-49 year-old, NSW
- Not large garden and I don't garden -- 50-54 year-old, WA
- I don't own my home and can't landscape someone else house to build a composting area. -- 35-39 year-old, QLD
- No Space to do so -- 40-44 year-old, NSW
- my dogs compost it -- 45-49 year-old, QLD
- I don't need the compost - no garden, and live in an apartment on the 6th floor. -- 45-49 year-old, NSW
- too smelly and it attracts bugs -- 40-44 year-old, SA
- Don't have the room in the space in the court yard -- 50-54 year-old, SA
- My husband hates having a compost bin -- 45-49 year-old, ACT
- I only rent -- 50-54 year-old, VIC

55+ year-old

- I put food waste in garden waste bin -- 60-64 year-old, VIC
- Apartment living -- 60-64 year-old, NT
- Not interested -- 70+ year-old, NSW
- i live alone and have minimal waste -- 65-69 year-old, WA
- No use for organic compost -- 55-59 year-old, NSW
- I do not have any food waste -- 55-59 year-old, NSW
- Not enough waste -- 70+ year-old, NSW
- I do not have food waste -- 60-64 year-old, WA
- Rats and vermin -- 60-64 year-old, QLD
- I don't have space living in an apartment -- 70+ year-old, VIC
- No room to compost -- 65-69 year-old, QLD
- do not have food waste -- 65-69 year-old, QLD
- No garden -- 65-69 year-old, SA
- I dont cook so i dont have any -- 55-59 year-old, NSW
- I have so little waste -- 60-64 year-old, NSW
- Haven't got the space -- 60-64 year-old, NSW
- No garden -- 70+ year-old, NSW
- Attracts snakes -- 55-59 year-old, NSW
- Have an in sink disposal unit -- 70+ year-old, SA
- no facility to do so -- 70+ year-old, VIC
- I dont have a garden to use any compost -- 70+ year-old, VIC
- I'm planning on starting -- 65-69 year-old, QLD
- I have an extremely low food waste! -- 65-69 year-old, QLD
- There is no food wasted in our household -- 65-69 year-old, VIC
- I have nothing to use the compost on -- 65-69 year-old, QLD
- I Havel very little food waste -- 65-69 year-old, WA
- I'm in my 80's and it's too difficult -- 70+ year-old, NSW
- not enough to warrant it -- 70+ year-old, TAS

nowhere to do it in an apartment -- 70+ year-old, NSW

very little food waste -- 70+ year-old, NSW

There isn't much waste in my household as there are only 2 adults at home -- 60-64 year-old, VIC

No room to do it -- 70+ year-old, QLD

Give to neighbours chooks -- 65-69 year-old, QLD

I don't have any gardens to use compost in. -- 60-64 year-old, QLD

Seperate bin -- 55-59 year-old, VIC

Not much food waste -- 60-64 year-old, NSW

Don't have enough waste -- 60-64 year-old, QLD

attracts bugs and flies -- 60-64 year-old, SA

No space -- 60-64 year-old, QLD

Takes me too long to get anything worthwhile -- 65-69 year-old, VIC

It did not work -- 70+ year-old, TAS

OTHER MOTIVATIONS TO RECYCLE

B2 Which of the following are motivations for you to recycle? - Other (please specify)

18-34 year-old

- Takes up less room in the garbage can -- 18-24 year-old, VIC
- Cause I'll get a fine if I'm caught not doing it -- 25-29 year-old, QLD
- For financial compensation -- 25-29 year-old, QLD
- i havent been taught -- 18-24 year-old, NSW
- To get money back from cans -- 25-29 year-old, QLD

35-54 year-old

- Just putting stuff in the bins that the bin service has asked me to do -- 40-44 year-old, QLD
- Not enough room in the smaller bin for all rubbish -- 40-44 year-old, VIC
- To help a broke neighbour with plastic bottles -- 50-54 year-old, NSW
- To help protect the wildlife from our waste -- 50-54 year-old, QLD
- Getting cash for bottles -- 40-44 year-old, QLD
- To teach my gold ren -- 35-39 year-old, NSW
- For cash -- 50-54 year-old, NT

55+ year-old

- to save money -- 60-64 year-old, WA
- It's what responsible humans do -- 55-59 year-old, NSW
- Money made from recycling cans and bottles -- 70+ year-old, SA
- To comply with the BS -- 55-59 year-old, NSW
- It is compulsory -- 65-69 year-old, NSW

WHAT ELSE WOULD HELP RECYCLING EFFORTS

B3 What would help you to recycle more? - Other (please specify)

18-34 year-old

My council does not have a recycling bin or kerbside so just that service alone would be great -- 25-29 year-old, NSW
had more direction and guidance -- 18-24 year-old, NSW

35-54 year-old

Garden waste bin -- 40-44 year-old, TAS
Local collection points eg box for batteries in library, local recycling centres like they have in Copenhagen -- 50-54 year-old, NSW
knowing what is recyclable -- 45-49 year-old, QLD
if plastics were recyclable again -- 40-44 year-old, SA
More advice on exactly what can be recycled and how -- 45-49 year-old, ACT

55+ year-old

Not being charged by the council when I recycle something -- 55-59 year-old, NSW
Provide more recycle specific bins -- 60-64 year-old, NSW
Getting something in return like return and earn. -- 65-69 year-old, NSW
If i could know where to dispose off electronic items like batteries , laptops , electric shavers ... -- 65-69 year-old, NSW
Less complicated system not needing me to separate everything -- 65-69 year-old, VIC
I recycle all items that need recycling -- 65-69 year-old, VIC
If it was easier to recycle large items and appliances -- 65-69 year-old, QLD
If the landlord of my building made recycling possible -- 70+ year-old, NSW
Knowing that it is actually recycled -- 65-69 year-old, NSW
I already do enough -- 70+ year-old, NSW
More recycle bins near cafe, park, walkways, beach forshore etc -- 60-64 year-old, QLD

BARRIERS TO RECYCLING AS A SOCIETY

B4 Those questions were about your personal motivations and challenges in recycling – what do you think are the **biggest barriers within today’s society** to recycling? - Other (please specify)

18-34 year-old

- Government -- 25-29 year-old, QLD
- Clearly showing what products are recyclable and which are not. -- 18-24 year-old, NSW
- Lazy -- 30-34 year-old, VIC
- Having to clean out recyclable containers/bottles -- 18-24 year-old, QLD
- Laziness -- 25-29 year-old, QLD

35-54 year-old

- Sustainable products not really being sustainable. -- 40-44 year-old, QLD
- Not having energy from waste plants like Europe - they include up front removal of recyclables eg metals -- 50-54 year-old, NSW
- Laziness -- 35-39 year-old, NSW
- Lack of motivation to do so. Carrot and stick for people and industry -- 50-54 year-old, WA
- business management apathy -- 45-49 year-old, QLD
- More education needed -- 50-54 year-old, SA
- Low incentives 10 cents per item is too low -- 45-49 year-old, NSW
- Time- working out what goes where -- 35-39 year-old, WA

55+ year-old

- Too many bins -- 60-64 year-old, VIC
- useless governance -- 65-69 year-old, QLD
- lack of leadership from governments -- 65-69 year-old, QLD
- Most receicling initiatives turn out to be scam. -- 55-59 year-old, NSW
- Laziness -- 60-64 year-old, WA
- Laziness -- 60-64 year-old, NSW
- no space in the kitchen to put recycle bins -- 60-64 year-old, VIC
- all the rules that Councils put on us, at my age it is difficult to work out -- 70+ year-old, VIC
- Young people are complacent -- 60-64 year-old, NSW
- Confussion in the process -- 65-69 year-old, WA
- It is a WOFTAM -- 55-59 year-old, NSW
- inconsistent practices -- 70+ year-old, VIC
- It’s not recycle recycle recycle it’s reduce reuse recycle -- 65-69 year-old, WA
- Lazy people -- 70+ year-old, VIC
- Ignorance and laziness of people -- 65-69 year-old, NSW
- Conflicting measures, eg. Wasting water to wash recyclables -- 65-69 year-old, NSW
- Laziness -- 70+ year-old, VIC
- apathy -- 60-64 year-old, NSW
- We see warehouses full of material ready to be recycled stockpiled -- 55-59 year-old, SA
- Lack of recycle bins in public areas -- 60-64 year-old, QLD
- idiot politicians, paid off by industry -- 70+ year-old, TAS

REASONS FOR BELIEVING THERE IS NO POINT TO RECYCLING

B11a Why do you think there is no point to recycling?

18-34 year-old

Waste of time -- 25-29 year-old, QLD
All goes to the same fill -- 18-24 year-old, NSW
don't know what happen next -- 25-29 year-old, VIC
Because lot of people and places have no appropriate resources to do recycling -- 30-34 year-old, QLD
Just cause it goes to landfill -- 18-24 year-old, VIC
2% of recycling goods are actually recycled. Most goods are just landfilled. Oh but you gotta recycle or we can fine you for not doing it properly. -- 25-29 year-old, QLD
Even though some of them are recycled, there are always more. -- 30-34 year-old, VIC
if we all did it it would benifit us -- 25-29 year-old, SA
IT NEEDS TO BE BROKEN DOWN MORE TO DO IT PROPERLY -- 30-34 year-old, VIC
I believe they do not get recycled -- 30-34 year-old, NSW
I think its more about using less rather than starting it -- 18-24 year-old, NSW
it doesnt take much for a whole recycling factory to go up in smoke a lot seem to catch fire -- 30-34 year-old, VIC
there's always going to be people that don't do the right thing so it impacts everyone -- 25-29 year-old, QLD
I can't trust the recycling won't end up in landfil -- 30-34 year-old, VIC
I don't think it makes much of a difference and doesn't concern me that much. Bigger issues going on in the world -- 18-24 year-old, WA

35-54 year-old

It all goes to land fill -- 40-44 year-old, NSW
Many people aren't doing it properly -- 35-39 year-old, VIC
ITs similar to rubbish tip anyway -- 35-39 year-old, ACT
It all ends up in landfill...look at the softplastics that suppermarkets can no longer collect or the wearhouses that have been found to contain tons for recyclables that were just dumped there for months if not years. They become a fire hazard before it ends up being dumped. -- 40-44 year-old, VIC
Don't trust in the process -- 35-39 year-old, NSW
Because all goes to same place, no point if not everyone does it -- 45-49 year-old, VIC
I think because I don't understand the process and end result of my efforts -- 40-44 year-old, NSW
It would work if every one did so .. -- 50-54 year-old, VIC
It all goes to landfill -- 40-44 year-old, VIC
Its hard -- 40-44 year-old, QLD
Because it takes a lot of effort to collect them in a place. -- 35-39 year-old, QLD
Green house gas stikk exist -- 35-39 year-old, WA
Because some people don't do it -- 45-49 year-old, NSW
Seems like a vertical too hill battle -- 35-39 year-old, NSW
to protect the environment -- 40-44 year-old, NSW
Cos of efforts I have to put into -- 35-39 year-old, QLD
recycling needs to improve better without messing a lot -- 45-49 year-old, WA

55+ year-old

They need to improve the process -- 65-69 year-old, QLD
There is not trust in what happens to the recycling. Too many rip off merchants saying they will recycle and then leave the mess to the government to clean up later. Introducing more bins will just make it harder to complete as people do not have room for 4 or 5 bins and to remember what goes out on what night. The bins will end up like the bike hires - dumped in the river or in the neighbourhood areas for others to clean up. -- 60-64 year-old, VIC
Everyone didn't believe in doing it -- 55-59 year-old, NSW
I don't believe companies are doing the right thing re recycling. Not sure what is going on -- 65-69 year-old, VIC
it all goes to landfill ive seen proof -- 60-64 year-old, VIC

REASONS FOR LACK OF TRUST IN RECYCLING SYSTEM

B11b Why don't you trust that your recycling will be properly recycled?

18-34 year-old

How could they recyle everything -- 18-24 year-old, NSW

I don't know what happens after jt is collected and what it is used for in the future -- 18-24 year-old, VIC

i just wonder how there is enough man power -- 30-34 year-old, QLD

Too many instances where it has been found that recycling has been sent to landfill -- 30-34 year-old, NSW

I don't know much about the process and recycling infrastructure. I don't distrust it either -- 18-24 year-old, SA

I've heard in the media that it just ends up in landfill anyway -- 30-34 year-old, NSW

i trust no one -- 25-29 year-old, QLD

Because we don't know where it ends up -- 30-34 year-old, SA

I think sometimes things are still mixed together and not recycled properly -- 30-34 year-old, NSW

because people are lazy -- 25-29 year-old, QLD

Don't know the process -- 25-29 year-old, SA

Because it could accidently go in the wrong bin -- 30-34 year-old, VIC

I've heard and seen videos on YouTube saying that recycling is a scam -- 18-24 year-old, VIC

Because it isn't in the interests of the corporate world -- 25-29 year-old, QLD

Cause we don't know what happens to it -- 30-34 year-old, SA

I don't think my council cares -- 18-24 year-old, NSW

Because how can we actually be sure of this? -- 25-29 year-old, WA

I've heard that it never is -- 18-24 year-old, VIC

I heard it all goes to the same place ;(-- 18-24 year-old, WA

Have heard many stats that only 10% can actually be recycled -- 18-24 year-old, NSW

because it all goes to the same place -- 18-24 year-old, VIC

Media -- 18-24 year-old, VIC

35-54 year-old

Some of the time the recycling truck dumps the recycling at the general tip -- 40-44 year-old, VIC

Too costly not enough employees -- 50-54 year-old, TAS

i have never once been shown or told via email etc what exactly our local council does with our recycling. -- 35-39 year-old, QLD

I heard from someone that works at the recycling plant that they send it overseas and it doesn't get recycled -- 45-49 year-old, SA

At one [supermarket] behind the scenes, I had seen massive amounts of soft plastic that was dropped off by customers dumped into a general waste rubbish with with general waste -- 35-39 year-old, ACT

Could just go to landfill -- 40-44 year-old, ACT

I've seen a report on Four Corners about excess waste for recycling being store in warehouses or shipped overseas. -- 40-44 year-old, TAS

Because there is too many products -- 45-49 year-old, QLD

Many article and news stories on recycling going to landfill -- 40-44 year-old, QLD

because it often isn't -- 40-44 year-old, SA

there has been no proven data that shows what happens to our recycled products. look at what has happened to Red cycle. how can anyone trust our products are being recycled properly. Also Mixing plastic, glass and cardboard together is just a mistake waiting to happen. no one knows what is recyclable or not. -- 35-39 year-old, VIC

Because it's cheaper to landfill it and companies always take the cheaper option. -- 50-54 year-old, WA

Because it all goes to the same place as the rubbish -- 40-44 year-old, VIC

Too many stories in the news about it happening. -- 45-49 year-old, WA

Seen recycling trucks emptying there load in landfills. -- 50-54 year-old, SA

Because there has been news articles and press coverage that it doesn't, that must put doubt in the consumers mind -- 45-49 year-old, VIC

55+ year-old

Someone in the industry told me it doesnt -- 60-64 year-old, VIC

Because there has been videos posted on social media of recycling trucks taking landfill waste too and vice versa. -- 55-59 year-old, VIC

Seen it on media that it isn't -- 65-69 year-old, WA

How can you trust any corporation to do anything properly. These are the entities responsible for causing most of the environmental damage future generations will have to deal with. -- 55-59 year-old, WA

Media reports -- 65-69 year-old, WA

I just don't trust governments to do what they say or to always do the right thing -- 55-59 year-old, WA

you hear so much that its cheaper to dump it or that the company aren't doing the right thing. -- 60-64 year-old, WA

there are way to many items that can be recycled but are considered contaminated so end up in landfill, like tissues, tin lids, etc -- 60-64 year-old, NT

Seen it too often brought to the tip for land filled even though it is bagged for shipping. -- 65-69 year-old, QLD

Firstly, we saw what happened to soft plastics Secondly, recycling is a business and businesses will always cut comers to save money -- 65-69 year-old, QLD

SO MUCH GETS STORED AND NOT USED -- 55-59 year-old, VIC

It's all run by private companies to make a profit. And it seems that the main way to achieve this is to do the minimum necessary work. -- 70+ year-old, VIC

Lack of qualified staff -- 70+ year-old, QLD

Have seen too much evidenc/reporting to the contrary. Plus there is a lack of trust in the business sector and government to do the right thing. -- 55-59 year-old, QLD

heard too many bad reports about going straight to landfill -- 70+ year-old, VIC

Lack of recycling infrastructure -- 65-69 year-old, TAS

from News reports stating it has been going to landfill -- 60-64 year-old, VIC

Reports on TV -- 60-64 year-old, NT

Too much bad publicity -- 65-69 year-old, VIC

It just gets shipped off to China's landfill -- 18-24 year-old, VIC

I've worked in fast food places and restaurants before where at the end of each night every food shop in the mall would take down both their recycling bin and general waste bin and dump them in the one big rubbish bin available down in the loading dock. -- 18-24 year-old, NSW

Don't know where it goes -- 18-24 year-old, VIC

I'm not sure what is done with it -- 18-24 year-old, NSW

considering what happened with redcycle i don't trust other companies now -
- 30-34 year-old, VIC

Need to see how it goes -- 30-34 year-old, VIC

I have been to tips and dumps and seen what goes into landfill, I have also seen what gets put in recycling bins and it is worrying -- 25-29 year-old, NSW

Read the news lately? People get busted -- 25-29 year-old, NSW

not knowing what stuff goes in what bin and the correct education -- 25-29 year-old, NSW

I've seen news investigations that show that it is pushed on developing nations who then incinerate it -- 25-29 year-old, NSW

I think that sometimes things are taken to landfill because it's easier -- 30-34 year-old, NSW

Because there has been a lot of videos and reports showing that most of it ends up into landfills. Also I don't believe the government truly cares about recycling because destroying the world doesn't affect those with money. -- 18-24 year-old, QLD

If there is even a small thing that isn't recycled properly it ends up becoming waste. -- 25-29 year-old, NSW

We aren't shown -- 30-34 year-old, VIC

theres so many stories in the media about it being dumped -- 30-34 year-old, QLD

Because you can never trust and they never show You -- 30-34 year-old, NSW

I've seen news about recycling just being sent to landfill or overseas, it is difficult to recycle mixed recycling etc -- 30-34 year-old, VIC

Lack of order -- 18-24 year-old, NSW

Because everything in life is uncertain you know nothing really everything is much bigger and deeper then we can see -- 18-24 year-old, QLD

There was an article saying soft plastics were not recycled properly and most went to landfill -- 40-44 year-old, VIC

Because a lot of problems have been exposed by the media. -- 35-39 year-old, VIC

I see the contractors who come and empty our bins each week - they drop so much stuff just on the road or kerb. People this slack and disinterested aren't convincing me that they do everything correctly -- 40-44 year-old, VIC

I simply just don't know enough and really I need to be educated on this -- 50-54 year-old, QLD

Because sometimes it takes a while to get all process -- 40-44 year-old, NT

I dont trust my local council -- 40-44 year-old, NSW

Because there is too much conflation of different items as a result of not having enough separate bins for separate materials in circulation to households. And the sheer scope of all waste is too large to recycle everything accurately without incurring separation costs, so I believe that many corners are cut by recyclers and waste removal operators to minimise their own costs and workload. -- 40-44 year-old, NSW

people are lazy -- 50-54 year-old, QLD

Too many articles and documentries showing that majority of recycables go to waste. -- 40-44 year-old, QLD

i think we are seeing evidence that recycling is not taking place as we thought it would be with programs failing and warehouse filled with recyclable items but nothing done with them -- 35-39 year-old, NSW

don't trust that it will be done properly -- 45-49 year-old, VIC

You hear news about recycling sites that havnt done what they should . -- 50-54 year-old, VIC

I think some will be but not all due to cost -- 45-49 year-old, NSW

Costs -- 40-44 year-old, WA

How do I know if the collector will put it into the right area -- 40-44 year-old, VIC

It's been shown there's a lack of facilities/infrastructure -- 40-44 year-old, NSW

Because it literally is binned by my council -- 35-39 year-old, VIC

O have been told it just goes to landfill -- 40-44 year-old, NSW

always shortcuts to reduce operating costs -- 50-54 year-old, VIC

australia do not have a recycling policy and infrastructure -- 45-49 year-old, NSW

heard stories of it not being recycled properly -- 55-59 year-old, WA

It has been proven that it isn't. -- 65-69 year-old, QLD

No transparent protocols, no way to check recycling claims. -- 70+ year-old, NSW

I have heard our waste is no longer sent overseas as it once was -- 70+ year-old, NSW

Because I hear that recycled products go into land fill -- 60-64 year-old, NSW

The recent soft plastics recycling collapse has confirmed my fears that recycling is driven by profit rather than doing the right thing. -- 60-64 year-old, NSW

you here about companies storing recycling in warehouses -- 65-69 year-old, WA

I've seen pictures of recycling bins being mixed in with general rubbish by the council. The current debacle of soft plastics being dumped by supermarkets is horrific -- 55-59 year-old, NSW

Because someone else is doing it -- 60-64 year-old, NSW

Most of it just seems to end up in a warehouse where trucks are moving it from one corner to the other. Or sold off to overseas, while they are stupid enough to take it. There is NO evidence of how much stuff actually gets recycled and how > where are the recycling centres ??? look at woolies/coles soft plastic scam !!!! -- 55-59 year-old, NSW

Because I have heard many times that all goes to the same place at the dump as normal trash -- 55-59 year-old, QLD

I separate out the plastics and papers but then hear that people see them being emptied into the same collection truck and get all mixed up again -- 55-59 year-old, NSW

I don't think there is enough knowledge for recycling to be done consistently -- 55-59 year-old, NSW

Can't send it overseas anymore. Not enough recycling industries local. Only know glass is recycled locally. People trusted their thin plastic was being recycled for years to find it wasn't -- 70+ year-old, NSW

I heard that there is no depot built for proper recycling to occur in this area -- 65-69 year-old, SA

I have seen the same bin van collect both rubbish and recycling bins at the same time -- 55-59 year-old, WA

I have seen documentries os recycling product stuck in storage warehouse -- 60-64 year-old, NSW

I am unsure how much gets recycled -- 60-64 year-old, NSW

Minimal evidence of recycled materials being used, vague definition of what constitutes recycling, minimal infrastructure to deal with volume of recycled materials -- 30-34 year-old, WA

Because the process is very difficult and requires sophisticated technology to make sure it is done according to acceptable standards. -- 30-34 year-old, VIC

A lot of reports in the media how recycling efforts end up in landfills -- 25-29 year-old, WA

Because you never know as you don't see it -- 30-34 year-old, VIC

lack of information -- 18-24 year-old, NSW

It was on the news recently that they mix it up and the bins aren't treated separate -- 25-29 year-old, NSW

Look at redcycle, I contributed for years only for my soft plastics to be sitting in some warehouse somewhere. That example alone speaks volumes -- 25-29 year-old, NSW

There is so much of it -- 30-34 year-old, NSW

I have heard stories about councils not recycling -- 18-24 year-old, WA

because it needs big place and equipment -- 25-29 year-old, NSW

I haven't seen it -- 18-24 year-old, WA

I believe I have read/watched news media discussing this issue, talking about how a substantial amount of our recycling does not end up recycled. -- 18-24 year-old, VIC

Not transparent process and evidence of materials just gone to landfill instead of recycling -- 30-34 year-old, WA

Seen videos of plastics and reports of it being shipped overseas to China where it becomes another country's problem -- 30-34 year-old, QLD

I believe that councils should not be sub-contracting their recycling work it should be council owned recycling centres because you can not trust that subcontractors to recycle in a proper way that's why I believe recycling isn't done properly -- 30-34 year-old, VIC

I have seen a documentary on the TV and we have floating islands in the sea that all our recycling goes too -- 30-34 year-old, VIC

Because the absolute breakdown of the Redcycle process. Had been diligently using it weekly to discover it hadn't been working for months and months before it was revealed. -- 30-34 year-old, ACT

most goes to landfill anyway -- 25-29 year-old, TAS

Because I've seen articles on where it just ends up in land fill -- 35-39 year-old, NSW

I feel the infrastructure to do so is not in place -- 35-39 year-old, QLD

As there's no information available as to what happens once the bins have been picked up -- 40-44 year-old, NSW

Have seen news stories of large properties storing recycling waste with no where to go -- 45-49 year-old, VIC

Recycling to me means reused over & over. Therefore reducing the need for manufacturing new plastics. Turning old plastic into filler for road surface (something I saw a while ago) isn't recycling now it's plastic in a road forever. -- 50-54 year-old, VIC

Because I've been told by people who have been at the dumps that it doesn't get sorted properly -- 35-39 year-old, QLD

There is no accountability from when it gets picked up. -- 50-54 year-old, QLD

Our local council has been filmed by citizens multiple times at the time and the recycling trucks dump their loads at the landfill dump. -- 40-44 year-old, QLD

a lot of the times you hear that it has just gone to landfill -- 45-49 year-old, VIC

I've seen council garbage truck drivers out the red and yellow bins into the same truck -- 35-39 year-old, NSW

I've had everything just goes to the tip -- 35-39 year-old, VIC

in the media recently we have heard soft plastics just being stockpiled and then ending up in landfill anyway. it doesn't make me feel confident the industry is working properly to recycle waste, so I question what others are doing. -- 35-39 year-old, VIC

I am not where it ends up. Some I hear are exported to other countries and end up in land fill -- 35-39 year-old, NSW

The bins in the apartment blocks are not used properly even if I would do the recycling right other people don't -- 70+ year-old, VIC

I've seen in the news where Australia has sent items for recycling to developing countries and they end up in landfill in those countries. -- 55-59 year-old, WA

the Council collection trucks usually all go to the same land space to drop off their load -- 65-69 year-old, QLD

Heard a lot of stuffs in recycle bins end up in tip -- 60-64 year-old, VIC

Because lack of employees to do the job -- 60-64 year-old, WA

I don't know of any facility that does recycling properly as they don't know how to. -- 60-64 year-old, VIC

Too many stories of recycling going to the tip -- 55-59 year-old, VIC

It is only being recycled as good as the individuals who are doing it and not everyone who works there does the right thing -- 55-59 year-old, QLD

We've seen them empty 2 different bins in the back of 1 truck here so makes it all seem pointless -- 55-59 year-old, VIC

I have seen recycling in Melbourne being put in with normal waste. -- 70+ year-old, NSW

just uncertain what happens to the recycled items -- 60-64 year-old, NSW

I don't trust the council -- 65-69 year-old, NSW

Because to many people do not put the right things in the recycling bin and it gets contaminated and put in the landfills -- 65-69 year-old, VIC

Because we only have 2 bins -- 60-64 year-old, QLD

There has been a lot of bad press re soft plastics but also anecdotal evidence as to whether unclean recyclable containers can be recycled -- 60-64 year-old, NSW

Because it ends up in landfill -- 55-59 year-old, WA

Everything is lumped together when picked up by recycling truck, so I suspect that it all just goes to landfill -- 65-69 year-old, QLD

I have heard stories of it going to landfill -- 55-59 year-old, VIC

I was told if you make a mistake in your recycling they don't take it out it all goes to land fill -- 60-64 year-old, VIC

There has been reports of recycling companies that haven't done their jobs properly -- 55-59 year-old, QLD

Too many dodgy storage and fires etc in news. -- 55-59 year-old, VIC

Due to lack of evidence that it is being recycled properly -- 18-24 year-old, QLD

Because of complacency -- 25-29 year-old, QLD

Because of contaminants from other item in the same batch -- 25-29 year-old, VIC

I just don't see much of the output -- 30-34 year-old, NSW

Heard only 20 percent is recycled -- 25-29 year-old, VIC

Not suitable or proper method -- 25-29 year-old, QLD

Because people are lazy and don't care about how to do their job correctly -- 30-34 year-old, NSW

I just don't feel like people care enough -- 30-34 year-old, QLD

Don't trust the council -- 18-24 year-old, NSW

There are always stories on the news about companies being exposed for sending our recycle overseas to landfill -- 25-29 year-old, NSW

History suggests it won't be -- 30-34 year-old, NSW

I've just heard things about it all going to landfill at certain institutions and I don't know if it's true -- 25-29 year-old, VIC

You never see where your recycled things go or what they are used for -- 18-24 year-old, NSW

News reports -- 30-34 year-old, WA

I don't see it happen -- 25-29 year-old, QLD

Have seen documentaries that majority just goes to landfill -- 30-34 year-old, QLD

Not sure where it ends up just like when taking all the bags to Coles to get recycled and that was just a lie -- 30-34 year-old, QLD

Because they are not providing a grass bin -- 30-34 year-old, QLD

If it has been handled in the wrong way I don't think there are resources to make the wrong right -- 30-34 year-old, NSW

Because once it is gone to the recycling centre, you don't see what happens to it -- 18-24 year-old, VIC

There's so much contamination on the things going in the bins that stop it. For example oily pizza boxes -- 25-29 year-old, VIC

You hear stories of it all ending up in the same bin anyway. We sent our rubbish to China and now they won't take it anymore so I don't even know what's happening to our waste. -- 25-29 year-old, SA

Because it's true, 95% of world's waste goes to landfill. It's just another way to profit for those in the WEF, to derive public trust, obvious lies by those unofficial, and nobody pretends that they have solutions that are actually against all world views. The World Economic Forum is just the major players misguiding government policies at a major level, corruption, power grab for future market shares and power on the present and future. Climate change does not even make the top 200 problems that the world should address recycling is possible, just not profitable, done the right way. The government's and business lie to suit their own agenda, just look at Sri Lanka and the sanctions inflicted out of pure self interest. Then look at live stock and gas emissions, conclusion of WEF, is to stop meat eaters, term penned, by culling a third of stock world wide, upping prices of natural protein, wrecking havoc on inflation. These people should be lined up and shot! Total fast, totally obvious, will not be ignored, and 1% will suffer and be killed. -- 45-49 year-old, NSW

I just don't have complete trust in the system. I suppose I also do not know enough about it but I have heard some things about many 'recyclable' items just going to landfill -- 40-44 year-old, VIC

I've heard that some of it ends up in landfill anyway. If it's contaminated it will just go to landfill. -- 40-44 year-old, QLD

Because of that company that recently collapsed and half the stuff we put in can't get used -- 45-49 year-old, VIC

You see reports of it being stockpiled in warehouses like the glass and now soft plastics -- 40-44 year-old, VIC

COVID and cost - both of which impact productivity - resulting in cost cutting and/or delays. -- 45-49 year-old, VIC

I just thought a lot of it gets thrown away if it is not perfectly disposed of, when I could be sorted -- 35-39 year-old, QLD

Not sure what happens to it -- 35-39 year-old, QLD

hear too many stories -- 45-49 year-old, NSW

Not given the information -- 50-54 year-old, NSW

Laziness and complacency -- 50-54 year-old, NSW

If the government has anything to do with it it won't work. All places just want to cut corners to cut cost -- 40-44 year-old, NSW

News reports make it clear that items from recycling often end up in landfill -- 50-54 year-old, VIC

I have heard that everything goes to landfill anyway. -- 35-39 year-old, NSW

I had thought Councils were taking recycling to a proper facility but then I read in the newspaper that items were going to landfill. What is the point of recycling if that happens. I do my best with recycling as I believe it is important for our future but am not confident that proper recycling is taking place. -- 70+ year-old, VIC

Heard stories of recycling items are sent to landfill -- 70+ year-old, NSW

They take it away when the truck is full and returns about an hour later to collect more. I would like to know where it goes? -- 65-69 year-old, NSW

I've seen and heard too many stories to the controversial. -- 55-59 year-old, ACT

No evidence in Australia of recycling so I assume all goes to tip -- 70+ year-old, VIC

Seen it first hand that the rubbish truck puts both recycling bin in with landfill -- 60-64 year-old, WA

don't know enough about -- 65-69 year-old, NSW

We don't have all the necessary facilities -- 70+ year-old, NSW

NOT ENOUGH BUSINESSES OUT THERE IN RECYCLING, TO HANDLE THE SHEER VOLUME OF RUBBISH TO BE RECYCLED -- 60-64 year-old, QLD

Stories and photographs showing recycling being ignored by recycling companies and councils -- 55-59 year-old, VIC

we put everything in the correct bins but not sure council recycles it all -- 65-69 year-old, QLD

Because it is a fact that much of recycled rubbish ends up in landfill regardless. Governments, starting with so called green councils play games to sell their agenda to a naive general public manipulated in their gullibility. Even the Chinese do not see the value in buying our recyclables anymore, so they can produce even more of their rubbish products to sell back to us for their profit. Specifically in a country as large and desolate as Australia, we are never going to run out of holes to bury rubbish. I have lived in the Pilbara, I also know this for a fact. Even with a Geiger counter it took them over a week to find a lost radioactive isotope on the national highway. We live in a huge, mostly desolate continent as few urbanised so called greenie Australians seem aware. -- 55-59 year-old, VIC

What you do today might not be right tomorrow as we find out these things -- 55-59 year-old, NSW

It is just too easy to dump everything to save money. -- 70+ year-old, NSW

This is Australia. They basically don't recycle. They used to send it all to China but China won't take the waste any more. I used to work on a waste landfill here. It all just gets buried. Some metal and reusable waste gets sold from the recycling center. -- 60-64 year-old, WA

We don't know where it goes -- 18-24 year-old, WA

I have heard a lot of stories to say that they aren't being recycled properly -- 30-34 year-old, VIC

I've heard stories where recycling has ended up in landfill -- 18-24 year-old, NSW

I have worked at a supermarket which placed the recycling in to the trash not through the correct channels -- 18-24 year-old, QLD

To many confusing information -- 25-29 year-old, QLD

Because the rubbish in my apartment complex all gets chucked into one bin. - 25-29 year-old, VIC

From what I've heard -- 25-29 year-old, WA

Because i dont believe that big governemnt organisations will do everything i can to recycle and hire people to recycle properly. -- 18-24 year-old, NSW

I am unaware of any places locally that process waste into recyclable materials; if this was broadcast ot the wider public, more people may take an interest in where their recyclables end up. -- 18-24 year-old, SA

because it is evident that it does not as we have seen with the redcycle soft plastics. -- 30-34 year-old, QLD

Because the council dont always sent the items to a facility and instead send to landfill -- 25-29 year-old, WA

There is such a huge mass of waste that is being placed through recycling depos including people who don't recycle - creating an enormous job for staff to 100% recycle properly -- 25-29 year-old, SA

I have seen on a number of occasions the general waste truck collecting the recycling bin in my street -- 30-34 year-old, VIC

Seen enough on the soft plastics being taken to landfill and I think that it may just be a cost saving measure rather than spending the time to sort recycling -- 30-34 year-old, NSW

Because it needs the proper resources and that isn't available -- 30-34 year-old, NSW

Have seen videos and heard stories of recycling not being properly recycled -- 30-34 year-old, VIC

It never is -- 18-24 year-old, TAS

People put anything into recycling bins and I don't think it could be sorted properly -- 35-39 year-old, VIC

Because of the material used -- 35-39 year-old, NSW

I've previously heard that if you don't recycle properly, the whole lot goes to the tip -- 40-44 year-old, VIC

I have seen articles and posts about recycled items ended up in landfill or a factory. e.g. soft plastic, which I have been putting effort to recycle and drop them off at supermarkets, after knowing they just stay in a factory, you can't even recycle them at supermarkets now. -- 40-44 year-old, NSW

Family members have worked in the industry so I have been told stories about what happens to recycling bins -- 35-39 year-old, VIC

I never see or hear what happens to the products we recycle -- 35-39 year-old, NSW

Reports that it wasn't being actioned. -- 45-49 year-old, VIC

There is no consistent Policy around recycling, things keep changing, and there should be a national policy.. -- 40-44 year-old, VIC

Contamination from everyone's recycling. 1 wrong items wrecks the whole bunch -- 35-39 year-old, VIC

Because I have read news reports and seen documentaries in the past that show quite often items that you thought were destined for recycling were actually just dumped into landfill. Sometimes Australian items are shipped overseas to be recycled, it's crazy. -- 50-54 year-old, WA

I have heard that the recycling centres can't deal with the amount of recycling and they take loads to dump into landfill anyway. And I believe this cause councils don't want to spend money on recycling. -- 40-44 year-old, NSW

News reports -- 50-54 year-old, WA

The media have stated in the past that some places were closing down or turning away recycling due to cost. -- 45-49 year-old, VIC

Because sometimes people don't send them to the right places -- 45-49 year-old, NSW

I've heard the news report that only 5% is actually recycled -- 35-39 year-old, VIC

Each council and state is different in the way they recycle and none seems consistent, which in turn feels like the actual recycle process is just as confused. -- 35-39 year-old, QLD

You hear it won't be -- 35-39 year-old, VIC

Having heard the issues with soft plastic recycling the major supermarkets are going through makes me wonder what else is not being told -- 65-69 year-old, NSW

as it is consistant how can you be sure your depot is the same as the next It seems so hodge podge that anything may be happening -- 55-59 year-old, WA

I have seen shopping centre workers tipping all bins into the same bag on their trolley after people have sorted their rubbish into the right bins. Also their does not seem to be enough recycled products in the shops. -- 55-59 year-old, NSW

we have heard many stories of recycling item being dumped into landfill when they have in fact been disposed of correctly. It just is such a disincentive to people to read about and / or hear about this kind of thing -- 60-64 year-old, NSW

I have seen council trucks collect both general and recycle bins in the same truck -- 55-59 year-old, QLD

garbage bins in my area are known to go to landfill -- 55-59 year-old, VIC

I see no evidence of it -- 70+ year-old, WA

I've seen news stories to that effect. -- 60-64 year-old, NSW

My council is corrupt and incompetent -- 55-59 year-old, NSW

Because woke people are stupid -- 55-59 year-old, NSW

Hard rubbish goes to landfill I know that for a fact. The fiasco over soft plastic recycling being secretly warehoused has destroyed trust in recycling. -- 65-69 year-old, VIC

Because I hear people saying this type of thing -- 65-69 year-old, WA

This is a topic that a lot of people have questions about. Does everything get recycled as it should be? -- 65-69 year-old, VIC

media reports of recyclables going to landfill, or long term storage. -- 70+ year-old, VIC

It's what I'm hearing -- 65-69 year-old, VIC

Just that you hear stories and even on tv that some recycled products are just dumped in with regular trash. -- 70+ year-old, QLD

Not all recycling materials are recycled, I believe most are only sent to tip, stronger investigations are required to ensure that this is not happening -- 65-69 year-old, WA

I have been told by people who have seen what happens -- 70+ year-old, WA

Governments & Councils have demonstrated too many times that they cannot be trusted. -- 70+ year-old, NSW

I don't know enough about the actual process of recycling, how clean items need to be, trust in contractors and councils to enforce it -- 30-34 year-old, VIC

Because a lot of it ends up in the landfill anyway. Take the current Coles/Woolies plastic issue for example. -- 50-54 year-old, WA

It's confusing -- 45-49 year-old, VIC

Because it's expensive to clean, sort and then breakdown old items -- 40-44 year-old, VIC

cause I think it could be in much better way. -- 45-49 year-old, NSW

too many claims before from governments that are false. too much corporate greed -- 35-39 year-old, VIC

Because it's all a load of crap. The contents of my recycling bin just goes into landfill -- 40-44 year-old, QLD

I've heard stories about it just being put in landfill and not recycled -- 45-49 year-old, WA

Use to just get sent to china -- 35-39 year-old, VIC

Because of the soft plastics debacle recently -- 45-49 year-old, SA

Have seen several stories on tv about Recyclable items not being recycled. The supermarket plastic bag collection is one example. It turns out they were just getting thrown out. Then there's all the crap waiting to be recycled that's just sitting in massive warehouses. Apparently we don't have the ability to recycle the amount of recyclable waste we are producing so it's piling up. -- 45-49 year-old, SA

It's too difficult -- 40-44 year-old, VIC

Don't think there's any incentive for industry to do it, it's cheaper for them not to recycle. -- 40-44 year-old, VIC

I regularly hear stories (and see first hand) recycling trucks unloading at landfill sites. Also in Melbourne this week, the EPA identified several warehouses containing recycled goods that haven't been dealt with in the right or timely manner. It also posed an environmental risk had the warehouse caught fire. -- 45-49 year-old, VIC

If anything that has to be recycled has food scraps on it or any type of food it is put into landfill -- 40-44 year-old, NSW

You hear on the news that the cost of recycling has skyrocketed so naturally there's a distrust in the process as people will cut corners to save money over time, leading to a distrust of the process from the consumer level. -- 35-39 year-old, NSW

Because sometimes people can be lazy. -- 65-69 year-old, QLD

We see news reports and video of trucks collecting recycling materials and general household waste, during the same collection, and into the same truck. Numerous storage facilities have recently been shown on news reports, as they burn themselves into oblivion. That's a lot of similar coincidences. It was only after the massive stores of soft plastics were shown on the news that we were told that it couldn't be recycled any more. Obviously someone knows what's going on but it isn't us mushrooms. -- 70+ year-old, VIC

Don't know the actual process, that our recycling bin goes thru. I just have faith that it will be correctly sorted. -- 65-69 year-old, NSW

Seeing people's bins as I drive past with soft plastic mixed in with cardboard etc, yet the bin is still emptied by the binman. -- 70+ year-old, VIC

Heard stories that it is recycled -- 65-69 year-old, VIC

When a recycling load is contaminated (like broken glass with papers) it cannot be recycled -- 65-69 year-old, VIC

seen to much of the real happening -- 70+ year-old, VIC

you hear so many stories about our recycled products just sitting in storage areas and not being used who knows what the real story is -- 70+ year-old, QLD

Because I have heard a lot of it ends up in landfill anyway which is not good -- 70+ year-old, VIC

I have heard first hand that even though our rates are priced accordingly the local council just put everything into landfill. -- 60-64 year-old, TAS

I am concerned it will be delivered to processing terminal -- 70+ year-old, QLD

I had a partner in the waste recycling industry - it's made me a bit jaded about material being rejected due to contamination in the feed. And I see several pieces a year about recycled materials redirected to landfill or sitting in storage waiting for treatment facilities to have capacity (or even be built). Make no mistake, I believe in recycling, but Australian governments and the Australian population is a mob of useless shits at spending the time and money to get it right. -- 55-59 year-old, TAS

There has been too much recycling material that has been taken to the general waste dump -- 70+ year-old, QLD

While we have Labor in State & Federal politics, nothing will be done right. -- 70+ year-old, QLD

I have read media reports about our council dumping the recycling trucks straight into landfill. I don't think very highly of my local council when it comes to environmental efforts. They continue to demonstrate a lack of regard for this when it comes to decisions they make for the city. -- 35-39 year-old, QLD

When it leaves from my house i have no idea -- 35-39 year-old, VIC

I've heard that if a nappy gets thrown in a bin then obviously the truck, then apparently the whole truck gets put in landfill. This is crazy as you see people all the time putting wrong stuff in bins. -- 50-54 year-old, QLD

News and media . Cost savings -- 40-44 year-old, NSW

Have seen too many news stories of recycling material (eg soft plastics) going to landfill. -- 50-54 year-old, QLD

Seen how they carry stuff and wheee they disposed it -- 45-49 year-old, NSW

How much do they actually recycle? -- 45-49 year-old, NSW

I am not in the position to trust they will sort out everything in the mixed bin provided to me eventually. -- 50-54 year-old, VIC

Evidence -- 35-39 year-old, VIC

It seems complicated and I haven't seen how it is done. I think if i knew more about the process i would trust it more -- 50-54 year-old, WA

Gets reported often that it isn't -- 35-39 year-old, WA

Council are not really believable as they over charge on the domestic waste levy. -- 40-44 year-old, NSW

Do not hear about what happens with the recycling once it has been collected -- 35-39 year-old, WA

I don't trust the entire process, i still feel some of it will be mixed and put to the rubbish landfill -- 35-39 year-old, NSW

Because I've heard rumor before. Also everything is so mixed up inside a recycle bin...I don't think it's a right way to collect recycle rubbish. -- 35-39 year-old, WA

I think it may not be done -- 40-44 year-old, SA

More costs -- 40-44 year-old, NSW

Some mixed up and confusion -- 35-39 year-old, SA

Because no one knows how it is recycled -- 50-54 year-old, SA

sometimes its confusing and i wonder if everyhting will be separated properly - -- 35-39 year-old, NSW

Lazy ness and not everything is 100% recycled -- 35-39 year-old, NSW

1) there's no proper infrastructure in place eg the Red Cycle program for soft plastics- it collapsed as it was not viable 2) We've lost the plot. We've become so obsessed with recycle, recycle, recycle that we've forgotten the mantra is REDUCE, REUSE and then Recycle. We don't need bigger recycling bins we need to reduce our usage and reuse items. -- 65-69 year-old, WA

I do not think it is recycled properly at the station -- 70+ year-old, QLD

Because the labels are confusing -- 65-69 year-old, VIC

Not given much feedback on what happens to material you put in bins. Soft plastics debacle challenged the trust of people -- 65-69 year-old, VIC

So much just goes to landfill -- 70+ year-old, NSW

heard stories (news) that stockpiles havent been processed -- 70+ year-old, WA

Because there are so many people who don't care about recycling -- 70+ year-old, VIC

Experience and past observation. -- 65-69 year-old, QLD

Due to the lack of clarity around recycling, I think more things end up in wrong bins, don't get properly recycled and end up going to landfill. I wonder if there are enough waste processing facilities and if they are really coping - take the soft plastics issue, for example - so that things are backing up or going to landfill. I worry that items made of multiple components are not being properly stripped and recycled. They are often dumped in with regular trash or recycling if people don't want to wait for the once-a-year kerbside pickups. Too infrequent! Also waste imports are being limited by other countries that are realising that we're just exporting, not solving the problem. Exports are not a real solution for global waste, it's just passing the problem to somewhere where the regulations aren't as strict and therefore destroying another country's environment. -- 65-69 year-old, QLD

I've seen the truck take it all to landfill !! -- 70+ year-old, TAS

Because you just don't know where it goes after it goes into the truck. -- 65-69 year-old, NSW

Recent press reports of it being stored in warehouses -- 70+ year-old, NSW

Because it is my understanding that a majority of it has always gone to landfill anyway -- 70+ year-old, NSW

I've seen so many stories about how criminals have moved into the recycling business overseas where the items are sent and are actually burning everything instead of recycling it. -- 65-69 year-old, VIC

because noe every person follow the rules -- 70+ year-old, NSW

Costs are too expensive and no doubt short cuts taken. There is so much green washing these days that im very sceptical -- 45-49 year-old, NSW

because there's been reports of it not being recycylced properly and just going to landfill -- 35-39 year-old, VIC

People are mixing the rubbish together -- 40-44 year-old, NSW

no evidence that it is -- 35-39 year-old, VIC

finding out that plastics had been hoarded in factories makes me question what is happening to other recycling -- 40-44 year-old, SA

media showed it was delivered overseas for storage -- 50-54 year-old, SA

I believe it will be easy to miss something on the conveyer belt, and it will be missed and put in landfill -- 35-39 year-old, WA

Constantly being told it all just gets dumped because others don't use recycling bins correctly -- 40-44 year-old, WA

Media sometimes portrays otherwise especially around the soft plastics -- 35-39 year-old, SA

I've read that if one item in a truck load is non recyclable then the whole load goes to landfill. It makes it seem like a waste of time if everyone doesn't do it properly. -- 40-44 year-old, WA

Because I don't think we have the right infrastructure to sort recycling adequately starting from consumers not just at the plant -- 35-39 year-old, SA

Because the last time I found them, strangers stole them -- 35-39 year-old, NSW

Not sure of the process and sometimes the recyclable container gets so damaged before throwing in the bin that not sure if that can be recycled -- 45-49 year-old, ACT

I just feel like I don't have assurance it will be. I am a bit scarred after seeing the cleaner at work putting the waste from the recycling bins together with the general waste. I hope things get recycled but I don't have huge confidence they are. -- 45-49 year-old, ACT

There are a lot of stories/gossip/local claims about recycling trucks taking stuff to landfill -- 45-49 year-old, TAS

because they don't have a very good track record -- 50-54 year-old, VIC

I have heard if summertime had thrown general rubbish in their big while collection truck will go to landfill -- 40-44 year-old, NSW

I don't see any transparency -- 40-44 year-old, QLD

See reports on 60minutes, in the news -- 40-44 year-old, WA

I have heard from friends that the sorting is not too consistent -- 60-64 year-old, VIC

It has already been proven that the system has broken down on several occasions in different states and things just end up in landfill or warehouses anyway -- 65-69 year-old, QLD

the local council can not be trusted to do the right thing -- 70+ year-old, QLD

because i try to do the right thing but as all the bin are mixed we don't know if our neighbours do the right thing so i am not sure if it does anything good -- 70+ year-old, VIC

News items showing it not done and lack of info on where recycling stuff is used -- 70+ year-old, QLD

heard reports of it being dumped -- 65-69 year-old, NSW

Too many people involved with the process -- 70+ year-old, NSW

We are never shown how or where in our areas. -- 70+ year-old, NSW

I have seen both rubbish and recycle bins being picked up by the same truck, together! -- 65-69 year-old, VIC

There is a lot of information in the media on a regular basis demonstrating this reality. Added to that there only has to be one recycle bin with contaminants to prevent the entire truck load from being contaminated. -- 65-69 year-old, NSW

I know that people put food waste in recycling bins and therefore refuse cannot be recycled. -- 70+ year-old, QLD

Difficult to find out what happens to it all -- 70+ year-old, NSW

After recent news stories I have no faith that big recycling business is doing the right thing with regards recycling. I continue to hope but profit goes before community 90 times out of a 100 -- 70+ year-old, NSW

Read and hear stuff on the news and it makes you wonder what does happen!!! -- 65-69 year-old, VIC

Not sure if it is gone through by workers -- 70+ year-old, NSW

Because Australia doesn't have a recycling plant. -- 70+ year-old, VIC

Media reports -- 55-59 year-old, NSW

there is no evidence that it isnt just all put into landfill especially when you are relying on everyone to actually separate their recycling goods and their actual rubbish -- 65-69 year-old, QLD

Because I have seen news articles that say that a lot is just going to landfill -- 65-69 year-old, QLD

I have heard that it just goes to landfill. I don't know any recycling operations in my city. -- 70+ year-old, NSW

News reports tell me that it all goes to landfill, or is just being stockpiled in warehouses, not recycled at all. -- 65-69 year-old, VIC

It always goes into the same receptacle as general waste. Then there seems to be a great deal of supposed recycling goes overseas so I don't see how this is good for the environment either. Perhaps more pressure should be put onto the manufacturers to use more consistency in packaging. Make bottles fully refundable. -- 70+ year-old, NSW

I have heard some havnt the area to sort fo just dimp it all -- 65-69 year-old, QLD

Have heard that it was dumped at local landfill site. Also with Red cycle it was proven that this was t recycling done as everyone thought -- 65-69 year-old, NSW

Don't know where it goes after it had even collected -- 70+ year-old, NSW

I have seen the truck pick up general waste and recycling at the same time. The soft plastic debacle hasn't improved recycling image -- 70+ year-old, VIC

Too much anecdotal evidence that a lot of what is supposed to be recycled goes straight to land fill as the recycling facilities can't handle the task. -- 60-64 year-old, QLD

What councils say isn't necessarily what they do. -- 65-69 year-old, QLD

Because I have seen news stories about this on tv -- 60-64 year-old, VIC

its all going into one truck not several trucks -- 65-69 year-old, QLD

there is not enough place to put these recycling landfill is bad -- 60-64 year-old, VIC

I know that the cardboard at the recycling station goes into landfill, not to a proper centre at out council tip. -- 60-64 year-old, NSW

There are too many stories in news about what is happening to recycling items. -- 60-64 year-old, NSW

I understand it's expensive and there aren't enough businesses operating to deal with recycling. -- 60-64 year-old, VIC

I am not quite sure at this point in time -- 60-64 year-old, QLD

Because I knew a guy that worked in the rubbish industry and was informed 80% of it goes to landfill anyway , I think I also saw it on TV -- 55-59 year-old, NSW

i dont trust polatitions -- 60-64 year-old, WA

I would like to see more products made from recycled materials , also know about the companies who make use of the recycling from my bin -- 60-64 year-old, QLD

Too many studies / documentary prove that council do not do the right thing. -- 55-59 year-old, NSW

Seen things on tv -- 60-64 year-old, SA

Something that a bin repairman said to me once. -- 60-64 year-old, SA

Because the facilities are not always available to recycle properly -- 55-59 year-old, WA

There isn't enough information that I can find -- 65-69 year-old, VIC

I don't think that all items will be recycled. I think some will just go into land fill. It would be good to be able to see the flow chart for recyclable products so that I would have more confidence in the process. -- 65-69 year-old, NSW

Various news reports on tyre storage, the soft plastic debacle. -- 70+ year-old, TAS

REASONS FOR DISSATISFACTION WITH CURRENT WASTE MANAGEMENT OPTIONS

B13 Why aren't you satisfied with your waste management options? What would make you more satisfied?

18-34 year-old

The bin is not big enough and we dont have green bin for leaves grass etc -- 30-34 year-old, WA

I want a geeen bin for organics -- 30-34 year-old, WA

Make it too hard. No green waste collection -- 30-34 year-old, QLD

Small bins that are only emptied once a fortnight -- 30-34 year-old, NSW

I would like an opportunity to have a FOGO bin so that I can also compost centrally -- 30-34 year-old, NSW

Having to pay for other bins is frustrating, if bins were provided for free or a lower fee would help -- 25-29 year-old, QLD

The bins aren't clear on what they should be used for. -- 25-29 year-old, NSW
once every 3 months road side waste collection -- 25-29 year-old, QLD

it would be easier with more bins -- 18-24 year-old, VIC

Compost bin -- 18-24 year-old, VIC

Lack of bins for different materials/plant waste. Also the quality of the bins are quite poor. As sometimes the wheels fall of or handles break. -- 25-29 year-old, WA

it scares me -- 25-29 year-old, NSW

There should be bins provided for different kinds of recycling products -- 18-24 year-old, NSW

I guess what i mean is just in general it's hard to know exactly what to do with each item -- 18-24 year-old, NSW

more bins with clearer labels -- 30-34 year-old, VIC

All recycling goes into one bin -- 25-29 year-old, NSW

Should be different bins for soft plastic we all use it so why not give a bun for it -- 18-24 year-old, NSW

Bigger bins, more frequent collection, more bin options -- 30-34 year-old, VIC

Because I didn't even know how many seperate bins there should be, and a general waste one and a basic recycling bin isn't enough. -- 18-24 year-old, QLD

35-54 year-old

Ive seen recycled mixed with other rubbish,so much on top face plastics,paper -- 50-54 year-old, TAS

I heard that it gets sold to overseas people -- 45-49 year-old, SA

I have lots more to recycle -- 45-49 year-old, QLD

I feel like I am always at risk of doing something wrong when trying to recycle. They should just take everything and deal with it regardless of it being recycled. I'd be happy to pay more my rates or taxes to do it right -- 35-39 year-old, TAS

More Clearer Marking on what can and cant be put in them. having a mixed recycling bin does not entice me to recycle. having separate bins for glass, plastic and carboard would make it more accountable to recycle. -- 35-39 year-old, VIC

One example is council in my area would not dolarge items kerb collection -- 50-54 year-old, QLD

Electronic waste is hard to dispose of responsibly. -- 45-49 year-old, VIC

Too dlow -- 35-39 year-old, VIC

The recycling provider doesn't provide a glass option. I think they should be a designated bin for food scraps and another for green waste. -- 45-49 year-old, VIC

There should be more available and marked appropriate -- 50-54 year-old, VIC

We only get 2 bins - for general and recycle. For any garden waste, we have to dispose it ourselves. I found it hard when we don't have proper vehicle to transport the garden waste Provide us with specific recycle bins (different bin for different group items) and bins for garden waste -- 40-44 year-old, NT

More options - eg paper bins, glass bins -- 40-44 year-old, VIC

I would like a gun for green waste or compostable items, we currently do not have this. -- 35-39 year-old, WA

Communication -- 40-44 year-old, NSW

more bins -- 45-49 year-old, WA

Actual recycling occurring -- 35-39 year-old, VIC

55+ year-old

It is expensive to take our green waste to the local tip when the council could provide us with bins for this. -- 55-59 year-old, VIC

Not offered in kerbside collection by council -- 65-69 year-old, WA

Less bins and electronic sorting at recycling facilities. Why are we not burning waste like in Norway and Sweden - no pollution and no landfill problems. Burying everything is a poor solution. -- 60-64 year-old, VIC

To see the organisers do the practice they order us to do -- 65-69 year-old, QLD

if u dont have a car i am unable to go to the landfill centre up here -- 70+ year-old, VIC

we dont have a greens bin yet and the recycle bin should be picked up weekly -- 55-59 year-old, WA

Our local council only supplied one bin for all waste. To recycle you must physically take the wastes to the council dump. We get a couple of vouchers a year but after that we have to pay to take waste to the dump. There are a couple of independent waste recyclers in Alice Springs but it is hard to find information about them and their opening times are very limited. -- 60-64 year-old, NT

i think in some coucils everything goes in landfill -- 60-64 year-old, VIC

If there were more bibs to accommodate different types of waste, eg. Paper and cardboard only, glass only, ewaste. -- 65-69 year-old, WA

I would like to see specific bins for items such as textiles, electronics, chemicals etc -- 60-64 year-old, QLD

The 2 bins that I have do a pretty good job for what they are designed to do, however, I would really like to see a garden waste bin supplied to all houses. Not necessarily townhouses, units or flats, as they generally don't have a big enough yard and body corporate will see to the disposable of green waste. An organics bin would be great. Not that it applies to us, as I compost all of my stuff. If a bin could not be made available through the council, then perhaps a reduced-cost compost bins could be introduced through the local council. -- 55-59 year-old, QLD

I have to share bins with other people in the apartment block but they fill up very easily and often people put in the wrong things. I already collect cans to recycle for 10 cents each and would also do this with my waste for an incentive -- 55-59 year-old, NSW

I'd like to have access to soft plastics recycling in our apartment building, and it would also be good to have access to some sort of communal organic waste bins or compost or something along those lines. -- 25-29 year-old, VIC

More specific bins -- 30-34 year-old, VIC

We don't have recycling bins in my town -- 25-29 year-old, WA

More options, especially compost, would be great. -- 18-24 year-old, NSW

Access to FOGO bin would make me feel much better about compostable waste not being sent to landfill -- 30-34 year-old, WA

There aren't enough options available -- 18-24 year-old, NSW

I would love a glass bin at minimum. Or any additional bins to help put things in the right spot. As a full time working mum with 3 kids I don't have much extra time to run around to drop off and unload and reload all the kids. -- 30-34 year-old, VIC

I think that there could be an additional type of recycling bin to properly separate things or even for soft plastics alone -- 25-29 year-old, QLD

My council has one bin - general waste. They do not have green waste or recycling AT ALL. There is a privately run recycling centre in my town but still only does cardboard and glass. Very very disappointing -- 25-29 year-old, NSW

I would like a food waste bin -- 30-34 year-old, NSW

I think we need bigger bins, more bins -- 30-34 year-old, WA

they dont supply diffrent bins for diffrent garbages -- 25-29 year-old, NSW

I would like a second or bigger recycling bin. I would like to know how clean something has to be before recycling. I would like various recycling drop offs scattered everywhere that you can take harder to recycle materials like batteries and soft plastics to easily get rid of. -- 18-24 year-old, QLD

We have no green waste bins -- 30-34 year-old, NSW

Very recently only got a yellow general recycling bin. A green bin would be good. -- 18-24 year-old, QLD

Our family has two houses. At one under another council, there are several seperate bins for glass, compost organic stuff etc. At our main residence, we just have two. Makes it hard to seperate things. -- 18-24 year-old, VIC

IT NEEDS TO BE BROKEN DOWN MORE AND MORE NEEDS TO BE DONE -- 30-34 year-old, VIC

No access to waste management -- 30-34 year-old, NSW

We aren't provided enough options -- 35-39 year-old, NSW

We have very little options where I live -- 40-44 year-old, NSW

More accountability -- 50-54 year-old, VIC

They need to empty the recycle bin weekly along with the general waste bin as the recycling bin is usually full by the first week -- 35-39 year-old, NSW

I never think about it and if I did, I would still be clueless -- 50-54 year-old, NSW

Not enough frequency to recycle, fortnightly is too long! -- 35-39 year-old, QLD

Seperate glass and paper waste bins -- 45-49 year-old, VIC

Not enough bins for specific purposes. -- 50-54 year-old, QLD

bins not collected enough and are too small -- 45-49 year-old, VIC

We need bigger bins but they keep getting smaller -- 40-44 year-old, VIC

It's a lie, one big lie, false as fuck. All things are buried as landfill TOGETHER!!; WASTE OF TIME, MONEY, STUPID FEAR MONGERING TRICK -- 45-49 year-old, NSW

Small bins not frequent collections -- 35-39 year-old, NSW

Bins are to small always have excess rubbish -- 45-49 year-old, VIC

I love in Copenhagen, the council provided a colourful 1 pager about where to put things and operated local recycling station which were great. Can send photos and google map links if necc -- 50-54 year-old, NSW

It's not made easy. If it was less complicated would be great -- 40-44 year-old, NSW

My recycling bin isnt big enough -- 40-44 year-old, VIC

We don't have a bin for garden waste. We've been mixing it with general. I don't want garden waste ending in landfill but that's our only option at the moment. -- 40-44 year-old, QLD

I own a family day care so or rubbish bin is always to full -- 35-39 year-old, NSW

I would like a bin from the council for green waste. Most other places have them but we don't -- 45-49 year-old, QLD

Until these kind of surveys I realised our units (80 ppl) don't have any recycling bins except cardboard. No recycling bins at all. Always recycled in the past. -- 45-49 year-old, VIC

I feel we need more recycling bins to separate items & make it easier for recycling -- 55-59 year-old, NSW

the councils don't provide enough bins -- 60-64 year-old, NSW

Our council does not have the option of separate waste recycle bins, we only have a general recycle waste bin. -- 60-64 year-old, QLD

People don't do the right things where I live and every thing gets mixed in all bins -- 70+ year-old, VIC

Recycling bin and the green waste bins should be weekly not fortnighting -- 55-59 year-old, NSW

More variety of bins -- 55-59 year-old, NSW

A bin for garden waste -- 60-64 year-old, WA

I don't have a car so often it is impossible for to access the drop off points -- 55-59 year-old, VIC

we don't have food waste or compost collection bin.. i would love to have these so i can recycle food waste. Also we don't have separated carton, glass and plastics bins, all goes into one bin. i am not sure if they all end up in landfill anyway as sorting them could be costly. Also i would like to have an e-waste collection day each 6 months or a year, so we can get rid of e-waste easier. Also a hazardous materials collection every 6 to 12 months will be fantastic! And bring back the soft plastic collection. But in fact, make products with much much less packaging that is harmful to the environment! products don't need to be wrapped in multiple layers of plastics! -- 65-69 year-old, NSW

That we were provided with separate bins to divide out recycling such as glass ,paper ,plastic -- 65-69 year-old, QLD

E waste is a problem. There should be a few collection points that are easy to get to for disposal -- 55-59 year-old, VIC

It would good to have an option now for soft plastics -- 60-64 year-old, QLD

Having more bins -- 60-64 year-old, VIC

NOT ENOUGH BUSINESSES ARE OPENING UP TO SERVICE THE RUBBISH -- 60-64 year-old, QLD

Too small -- 60-64 year-old, WA

For the normal sized family general waste bin is too small. This then forces you to put marginal material s in recycling bins. -- 60-64 year-old, WA

Soft plastic -- 55-59 year-old, SA

more bins for specific items -- 55-59 year-old, VIC

I would like green waste bin to be available (in a townhouse complex) -- 30-34 year-old, ACT

Weekly recycling bin collection FOGO bin needed -- 30-34 year-old, ACT

We have to solely rely on purchasing our own bins and taking our rubbish to drop off points -- 25-29 year-old, VIC

More consistent pick up -- 30-34 year-old, QLD

Bigger bins -- 30-34 year-old, VIC

There needs to be more implementation on people so they are forced to do the work of recycling and it will become a thing where subconsciously we all do it and know where everything gets recycled -- 30-34 year-old, QLD

We have one regular bin and one recycle bin. The recycle bin is collected fortnightly and sometimes with large boxes (even broken down), you can't fit much in there. I take 10c recycle materials to a centre, however I wouldn't know what to do with garden waste, batteries, old electronics, printer cartridges etc other than potentially collect them (with no space to do so) and drop them at individual locations (with no time to do so) -- 25-29 year-old, QLD

There should be bins for food/ paper waste but there isn't. These are a lot easier to compost and shouldn't go in land fill -- 18-24 year-old, WA

Larger recycling bins or more locations to deal with waste -- 18-24 year-old, SA

The red bun needs to be weekly -- 18-24 year-old, NSW

Bigger or more bins would be very helpful as a large household we have a lot more rubbish so that would be helpful -- 25-29 year-old, VIC

Because I can get very lazy with my waste management -- 30-34 year-old, NSW

I wish our recycling bin was taken weekly. -- 25-29 year-old, SA

More bins -- 18-24 year-old, QLD

More bins available/collection services -- 18-24 year-old, WA

We would like a green waste bin. -- 18-24 year-old, QLD

Because i think that the information could be clearer. -- 18-24 year-old, NSW

Weekly recycling would help to reduce our landfill further. Also incentives ie: lowered fees for waste removal if the general waste bin is not collected from a particular household weekly. -- 18-24 year-old, SA

If the bins were in a better place and collected on time -- 30-34 year-old, NSW

More bins for different products -- 30-34 year-old, WA

Our green bin is for garden waste only but I think it should include food waste. -- 40-44 year-old, VIC

More bins for recycling -- 45-49 year-old, NSW

We only have a yellow bin, no extras -- 35-39 year-old, QLD

Bigger bins -- 50-54 year-old, WA

My apartment complex has no recycling facilities. -- 35-39 year-old, QLD

Would love to have a green waste bin for plant based food waste, not just for grass clippings etc. -- 50-54 year-old, NSW

We have a very small bin for a family of 10 (8 kids) and it is only emptied once a week. We produce too much rubbish and it ends up costing so much money to go to the tip. -- 35-39 year-old, VIC

More bins to separate items to correctly recycle -- 40-44 year-old, NSW

Bigger bins -- 35-39 year-old, QLD

If we had a green bin for green waste. Because at the moment we don't have an option for scraps. And that the recycling bin can get collected weekly as well because it gets too full sometimes. -- 35-39 year-old, QLD

Only two types of bins -- 35-39 year-old, VIC

No recycling stations close by, cost of having to dispose specialist items -- 40-44 year-old, VIC

too much plastic waste is not recycled. manufactureres dont care, all they care about is profits -- 35-39 year-old, VIC

Being able to take larger items for recycling somewhere where they are accepted free of charge. Also, having to pay for the biodegradable bags for food waste in our council area is a big deterrent to separating this type of waste. Some council areas provide them for free but my council area (Playford) charges for them. The cost is quite unreasonable. I would be okay to pay a nominal fee (maybe \$1 per roll) but they are expensive. -- 45-49 year-old, SA

As a renter, I don't have the option to recycle green waste or food compost without incurring charges. These services could be invoiced to the landlord, or the council provide free collection and potentially use the green waste for compost or woodchips around the local parks and gardens. -- 45-49 year-old, VIC

I live in units and we don't have a recycling bin at all so everything goes to landfill🗑️ -- 40-44 year-old, NSW

New bins when they break the lid when emptying -- 35-39 year-old, WA

All ends up in landfill anyways -- 55-59 year-old, NSW

They make waste collection a bigger issue then it should be -- 55-59 year-old, NSW

It would be good to have more bins to separate the items, provided that they did indeed get processed separately. -- 65-69 year-old, VIC

We do not have a bin for any form of "green waste", so all lawn clippings and other green waste is included in the General Garbage. -- 70+ year-old, NSW

As I don't drive it is very difficult to transport waste to recycling depots. I can put normal recyclables in the bins, but clothing, e-waste, chemicals and paint are a nightmare for me. The Council Hard Rubbish Collection people don't want to know me, the Community Bus that takes me shopping won't take me to the collection point, and as for the Taxi Company, when the driver found it was chemicals and garden poisons I was loading his cab with he got a bit over excited. I would dearly like to see some solution that would accommodate the items I've mentioned. -- 70+ year-old, VIC

Bins aren't big enough and only picked up on a fortnightly rotation -- 65-69 year-old, VIC

Different bins for certain items -- 65-69 year-old, QLD

We should be having kerbside pick ups for old furniture etc and more recycling bins for different items -- 65-69 year-old, QLD

more than one recycle bin so paper, cardboard, plastics, metal etc can be better sorted at the source. -- 65-69 year-old, QLD

I think we at least need a glass recycling bin. -- 70+ year-old, VIC

Would like to sort further into appropriate bins, just 3 provided by our council -- 65-69 year-old, VIC

No bins for green waste -- 70+ year-old, NSW

ineffective bin collection times/periods. With just 2 of us general waste bin fills easily over 2 weeks and we constantly see bins for larger families overflowing up/down the streets -- 70+ year-old, WA

No flexibility by our council -- 65-69 year-old, QLD

Better solutions for large items and Ewaste; more clarity around what goes where; not having to pay extra for green waste bins so that more people will use them. -- 65-69 year-old, QLD

MORE BIN FACILITY -- 70+ year-old, QLD

I live in a 16 storey building where all rubbish goes in the same bins so that recycling is impossible -- 70+ year-old, NSW

We don't have a recycle bin option on the floor, it is in the basement because of which people don't separate garbage -- 30-34 year-old, NSW

we are using too much soft plastic, the priority now is to bring the soft plastic recycling back. -- 50-54 year-old, VIC

Certain types of cartons can not be recycled by my council. This makes it hard to do the right thing. -- 45-49 year-old, NSW

It would be good to have extra bins like some other Councils to sort out the recycling better -- 50-54 year-old, VIC

We have one garbage chute to put everything in. It does not encourage recycling. -- 40-44 year-old, NSW

Too complex -- 45-49 year-old, NSW

Because we only have 1 recycling bin for a whole fortnight it is not big enough and so is the general waste bin they are very small. I would love to have a bin for green waste disposal and also a e-waste bin to would be a great thing -- 35-39 year-old, WA

More options -- 40-44 year-old, WA

If they actually provided you with the equipment needed to actually sort the recycling at home, not many households can afford to purchase separate containers to sort refuse properly -- 35-39 year-old, SA

There is no recycling bins provided at our homes -- 45-49 year-old, WA

There are lots of items that apparently can be recycled that you can't put in the home recycling bins. It's not easy to seek out information on how to recycle some items and it takes time and effort. I'm very sad the soft plastic recycling program is no more. -- 45-49 year-old, ACT

because we already pay through the roof rates and really get nothing for it then they expect us to do a ton of work to recycle I'm not wasting my water which costs a ton of money rinsing out the recycling the green waste rubbish bin fits 3 shopping bags and it's full so you have to stuff the rubbish in so tight it doesn't get emptied properly and a lot of time I have recyclable appliances etc and no where to put them and not going all the way to the tip which is miles away to get rid of them -- 50-54 year-old, VIC

Not enough bins to sort out certain types of rubbish -- 35-39 year-old, WA

The council should provide a recycling bin for garden waste that people don't want to use at their homes -- 65-69 year-old, QLD

I have seen my recycled bin emptied in with the normal household waste -- 70+ year-old, QLD

A green waste bin would be great -- 65-69 year-old, QLD

Lot go to land fill not recycled -- 65-69 year-old, QLD

More separate bins would be easier -- 70+ year-old, NSW

If the bins were bigger and we had separate bins for compost -- 65-69 year-old, NSW

Would like to have a bin for glass and e waste a bit hard for an 67 year old widow go to recycling plant -- 65-69 year-old, VIC

Bigger bins -- 70+ year-old, VIC

To have more bins available for different recycling items. Even if we had to pay a small amount each year for the extra bin -- 70+ year-old, QLD

We don't have any recycling bins. -- 70+ year-old, NSW

more separate bins -- 65-69 year-old, QLD

We have a green bin fortnightly with a little bit of paper. Everything else in the general waste bin collected weekly. For glass, cardboard and plastics you have to take them to the recycling station yourself or just put them in the general bin. -- 60-64 year-old, NSW

Only two bins available, I feel that the recycling bin is not being sorted as it would be a great deal of effort. -- 60-64 year-old, NSW

If the bins were collected weekly instead of fortnightly. -- 55-59 year-old, SA

cost me money always. -- 60-64 year-old, WA

not enough correct bins waste bin too small -- 60-64 year-old, VIC

Would like a FOGO bin, but council do not provide them. -- 60-64 year-old, QLD

If there were more options for binning and labelling that might just work -- 65-69 year-old, VIC

There is no garden waste bin -- 55-59 year-old, QLD

WHAT ELSE DO YOU DO WITH AN ITEM WITH NO RECYCLING INSTRUCTIONS

B14 You've finished with an item and you can't see any labels to tell you how to recycle it, what do you do? - Other (please specify)

18-34 year-old

Put in general unless I can easily tell the material it is -- 18-24 year-old, QLD
Make a judgement call -- 30-34 year-old, ACT

35-54 year-old

Depends on what the product is made of, which would give me an idea if I could recycle or not -- 35-39 year-old, QLD
Guess -- 45-49 year-old, WA
I either put in recycle bin or waste bin -- 50-54 year-old, QLD
Depends on the item - best guess. -- 45-49 year-old, NSW
Use common sense -- 35-39 year-old, WA

55+ year-old

Put it in the rubbish bin -- 70+ year-old, VIC
Use by brain and common sense -- 55-59 year-old, NSW
Have a good look and work it out -- 55-59 year-old, VIC
Use common sense -- 60-64 year-old, WA
At my level of life experience, knowledge this doesn't happen -- 55-59 year-old, VIC
Have a look at the item -- 65-69 year-old, WA
Depends on item. Some I know what to do with, others I don't know put in rubbish. -- 55-59 year-old, SA
Depends on what it is sometimes guess other times just put in waist bin -- 55-59 year-old, NSW
Check for the "P" number or google the product for recycle info. Failing that, it goes into general garbage. -- 65-69 year-old, VIC
If in doubt then an educated guess -- 70+ year-old, VIC
Depends upon what it is. -- 70+ year-old, VIC
I know already what to do -- 70+ year-old, NSW
Judge for myself -- 65-69 year-old, QLD

FINAL COMMENTS

That's the end of the survey! If there is anything else you would like to say about this survey, or about recycling and sustainability, please type it in here.

18-34 year-old

Thank you -- 30-34 year-old, NSW
Good survey -- 18-24 year-old, SA
Good and informative survey -- 25-29 year-old, NSW
This was such an interesting survey. I have learnt a lot, Thank you :) -- 30-34 year-old, VIC
Thank you -- 30-34 year-old, WA
Thank you and good luck with your research! I think many Australians do not care about bad disposals and littering because they aren't scared of the consequences (if their are any), and it's not emphasised enough to the public (the importance of recycling). Money based incentives seem to work well, maybe somehow measuring how much recycling is done per household and distributing rewards based on that would work wonders. -- 18-24 year-old, QLD
all good thanks -- 25-29 year-old, SA
Good survey, it'd be helpful if you provide a website where people can look into recycling. -- 30-34 year-old, ACT
Thanks! Have a blessed week. -- 18-24 year-old, VIC
Great survey thank you -- 30-34 year-old, QLD
thanks -- 30-34 year-old, NSW
Thanks for the survey was very interesting need more like -- 18-24 year-old, NSW
Recycling is a lot easier than it is made out to be. I have done a lot of research into it and would be happy to be further contacted to discuss recycling. -- 18-24 year-old, VIC
I think recycling and sustainability is very important and this survey also allows people participating to be educated on these topics and how they can help their community and environment -- 18-24 year-old, WA
Thank you for the survey! -- 18-24 year-old, VIC

35-54 year-old

Recycling is so important every one needs to do it. -- 40-44 year-old, VIC
Very interesting and though-provoking survey! I'm embarrassed that I didn't know how long it takes waste items to break down. -- 40-44 year-old, TAS
i have lived overseas and they recycle alot better than we do, by giving people the education and the proper structure on how to recycle makes it easier for people to do so. by introducing bottle returns to recycle glass for discounts off good can incentivize consumers to try harder. -- 35-39 year-old, VIC
Very influential survey that I learnt lots and enjoyed taking -- 50-54 year-old, QLD
this is such an important topic. -- 35-39 year-old, VIC
Load of bullshit, pushed by an agenda -- 45-49 year-old, NSW
Thanks good questions -- 50-54 year-old, QLD
A great survey - a pleasure to participate in. -- 45-49 year-old, VIC
Very useful -- 35-39 year-old, NSW
councils could do different waste collections on different days or even just once a month on items that fill our landfill to dispose of them correctly -- 40-44 year-old, NSW
This was a good and informative survey. -- 50-54 year-old, QLD
It should be taken by everyone to save our planet -- 35-39 year-old, QLD
It was an exciting awareness survey. -- 45-49 year-old, NSW
Thanks! -- 40-44 year-old, SA
great topic -- 50-54 year-old, SA
Every customer does not have time to do things these days -- 40-44 year-old, NSW
Great Survey -- 45-49 year-old, NSW
I love to recycle things for in my garden for example i have made tyre pyramids with succulents planted in them they are great to recycle this way and is unique and pretty -- 50-54 year-old, SA
This was a really good Survey, very informative. -- 40-44 year-old, QLD
Good coherent survey. -- 35-39 year-old, NSW

55+ year-old

Great survey- I will be more careful with signage etc before purchasing and recycling!! -- 70+ year-old, WA
recycling is important, however I do believe that our parents did their share of recycling, they certainly did not need the large garbage collection bins that we need today. -- 70+ year-old, WA
we don't have council refuse so have to dispose of all our rubbish. it sure makes you thing twice about things. -- 60-64 year-old, WA
Stop asking people to interpret the symbols on products. If you don't like us using them as a recycling symbol DO SOMETHING ABOUT IT! -- 70+ year-old, VIC
Good survey questions and thanks -- 70+ year-old, QLD
Great survey -- 70+ year-old, VIC
Australians have no clue about recycling as there is no respect for nature, the goods we have and people in general. Selfish people don't care about recycling. If not recycling, just turn the rubbish into energy by burning it carefully instead of poisoning the planet with landfill -- 55-59 year-old, NSW
Very interesting and Very informative Survey 🌱 Thank You 🌱 -- 65-69 year-old, WA
Real well complied survey. Excellent questions -- 60-64 year-old, WA
I liked the survey!! Keep them coming!! -- 60-64 year-old, QLD
I have learnt alot about recycling that I didn't know before and I will be more proactive in the future. -- 60-64 year-old, QLD
Interesting questions on recycling -- 70+ year-old, VIC
there is a lot of talk about plastic items and yet you look around in every store there is plastic every where -- 65-69 year-old, QLD
It was very informative, very surprised at how long things take to break down in landfill. -- 55-59 year-old, NSW

Good survey -- 50-54 year-old, QLD

Interested topic -- 35-39 year-old, SA

Thankyou for that I have learnt something new about this thanks again -- 50-54 year-old, SA

I think the only other thing I could ask is some more information offered I found this very interesting and would have liked some more information about it -- 40-44 year-old, WA

Learn something new -- 35-39 year-old, QLD

Thanks -- 45-49 year-old, ACT

very cool, more surveys please -- 45-49 year-old, WA

Thank you very much.I'm glad I've done survey.I've learnt new things about how long stuff don't break down easily Made me think what I can do in the future.I enjoyed this survey. -- 50-54 year-old, QLD

I would like to see more public education programmes to train people to refrain from buying and consuming "things", and then throw them away or change for new model.. all these consumption with all their packaging and manufacturing and delivery processes are adding enormously to the burden on the environment and is hastening the already changing climate! We need to learn to consume "things" less, and let the economy grow by consumption of services and experiences instead. -- 65-69 year-old, NSW

It has been a very interesting time learning so much about waste and recycling thank you very much you will help a lot of people -- 65-69 year-old, NSW

I generally donate and receive in my community group. It gives me a good feeling -- 55-59 year-old, ACT

This was such an interesting survey and I learned from it and was made aware of my own recycling habits. -- 60-64 year-old, QLD

Councils just don't cooperate.I complained recently about a massive, stinking pile of rubbish at the transfer station that seemed to sit there forever.They tried to tell me it gets moved every day.No recycling there -- 70+ year-old, VIC

ALL STATE GOVERNMENTS AND TERRITORIES NEED TO CLOSE ALL LAND FILLS AND ENCOURAGE BUSINESSES TO PROCESS THE WASTE INTO RE NEWAL PRODUCTS FOR SALE. THIS PROCESS WILL GENERATE WEALTH IN EMPLOYMENT AND CREATE MORE BUSINESSES -- 60-64 year-old, QLD

It is a good responsible survey. There should be more of this message -- 70+ year-old, NSW

What we do today may not be right tomorrow -- 55-59 year-old, NSW

Very good thanks -- 70+ year-old, SA

Being fully aware that "sustainable" has been redefined as an advertising term and has lost its meaning, I consider "sustainable" to be extremely suspect when used in advertising- basically the way the term is used in advertising is blatant, malicious fraud. -- 60-64 year-old, WA

It can be confusing when trying to sort out Recycling. I think there should be more promotions within all Australian councils and governments. -- 65-69 year-old, WA

That code 3 needs to be removed from the recycling arrows or it will continue to fail us. -- 60-64 year-old, VIC

Great little survey about a very important issue around the environment and recycling things. thank you. -- 60-64 year-old, NSW

Very informative -- 55-59 year-old, VIC

Good informative survey -- 55-59 year-old, NSW

An excellent survey and made me more aware of my responsibilities to try and recycle better. I attempted to look online for the disposal of styrofoam and was taken to multiple links, none of which answered the question, I went from one link to another without success and still have no idea as to how to properly dispose of styrofoam, not a good result in my mind. -- 70+ year-old, SA

Very woke -- 55-59 year-old, NSW

All good thanks -- 65-69 year-old, WA

Due to the major increase in prices of everything we may tend to buy items that are cheaper (and perhaps do not last as long) as we used to do. We tend now to look more at costs of things rather than what would be the better item to buy. -- 70+ year-old, QLD

good rare survey - all well done ... -- 65-69 year-old, NSW

very interesting Thanks -- 65-69 year-old, ACT

It was very interesting -- 70+ year-old, WA

If every single person on this planet recycled, we would be better off and so would this planet Earth. -- 65-69 year-old, NSW

The recycling symbols and the sort of plastic symbol are very similar. It was a surprise to me to learn that, having never been instructed on the different symbols. -- 70+ year-old, VIC

all good thanks -- 65-69 year-old, VIC

Recycling bins etc need to be made consistent across all councils. The whole system should be simplified so anyone can do it at any time. The public shouldn't have to decide which bin to use or what is recyclable. If it's not salvageable it goes in the bin and everything else goes to recycling to be manually sorted by people who are trained -- 65-69 year-old, VIC

Everyone should be encouraged to recycle should be more articles /tv shows about the environment and how we must do something now -- 65-69 year-old, QLD

Informative survey -- 65-69 year-old, VIC

good survey -- 70+ year-old, SA

Sometimes it is difficult to remember what the different numbers mean on certain hard plastics & how they should be disposed of. -- 70+ year-old, VIC

Interesting survey -- 70+ year-old, VIC

I would like to know how councils in Australia get away with the false advertising of recycling. -- 60-64 year-old, TAS

An educational survey. Thank you for the participation. -- 65-69 year-old, VIC

There is little evidence that some things we do to save the environment are other than virtue signalling. For example - Recyclable plates made from sugar cane waste. Does the environmental cost of such plates include the energy required to ship the raw materials and the energy required to make the plate, and then the cost to recycle. I used to know what to do with a plastic plate, and assumed that my local council are recycling the plastic plate. What should I do with a sugar cane plate? Is it recyclable? With regard to food waste, no organic waste leaves my suburban plot. I am not a rabid greenie, however I enjoy making sure all this waste together with garden clippings makes its way to my gardens. Simple process easily maintained. -- 65-69 year-old, QLD

Keep it up. It is one of the best surveys I have ever done. Look forward to more surveys like this. All the best to your team of experts. -- 65-69 year-old, NSW
those little triangular symbols with numbers are FAR TO SMALL for us oldeis to be able to read -- 70+ year-old, WA

Disappointed I have been taking my soft plastics back to my local supermarket and it wasn't been recycled but stockpiled in warehouse across Melbourne. -- 70+ year-old, VIC

Nothing to add except some item like laundry packets are not re cycable. Is this going to change -- 70+ year-old, WA

Honesty on recycling is what the general public wants to hear rather this feel good media reports -- 70+ year-old, NSW

Found survey interesting -- 65-69 year-old, NSW

I don't understand why various types of packaging is allowed legally if it can't be recycled. Eg. Not all clear plastic food trays from supermarkets can be recycled in the general recycle bin. -- 65-69 year-old, NSW

This was a good survey and made you think -- 65-69 year-old, NSW

This was really interesting -- 70+ year-old, NSW

Recycling is definetly the way t o ho nut people beed yo bf educated o. Thid -- 70+ year-old, QLD

People always seem to think That these thing only happen in the Cities , When you live remote or Isolated it is a thing we always do as they would not supply all the bins we would need so we compost and do the best we can -- 70+ year-old, NSW

Great survey. Very relevant. Well written questions. Interesting -- 55-59 year-old, VIC

I'm hoping the issue with soft plastic recycling g can be sorted as I hate the thought of throwing it in the normal bin. Hoping this issue fixed sooner than later. I think most people want to recycle but manufacturers put things in styrofoam etc. disgraceful. Thanks for listening -- 65-69 year-old, NSW

All good great survey. -- 70+ year-old, WA

Very informative survey, I enjoyed very much. -- 60-64 year-old, VIC

I enjoyed completing the survey as all questions were very easy to understand and answer. -- 55-59 year-old, SA

my husband and I enjoy being self sufficient in our garden and make good use of our composting -- 60-64 year-old, SA

Thank you for this survey as it was not just opinion based but also very educational. I like acquiring knowledge and learning something when answering surveys instead of just giving my opinion on things. -- 55-59 year-old, QLD

Informative and useful -- 65-69 year-old, VIC

OTHER CHANNELS FOR LEARNING ABOUT NEW IDEAS

INFO1 What are your preferred channels to learn about new ideas? - Other (please specify)

18-34 year-old

Hobbyz -- 18-24 year-old, NSW
Podcast -- 25-29 year-old, VIC

35-54 year-old

youtube -- 50-54 year-old, WA
Professional advertising -- 40-44 year-old, QLD
Google -- 50-54 year-old, WA
Podcasts -- 35-39 year-old, NSW

55+ year-old

Youtube -- 55-59 year-old, NSW
Youtube -- 70+ year-old, NSW
Using my eyes as I go -- 60-64 year-old, NSW
Podcasts -- 60-64 year-old, WA
TECHNOLOGY MAGAZINES -- 65-69 year-old, NSW
Emails -- 70+ year-old, NSW
Utube -- 65-69 year-old, QLD
Shopping -- 65-69 year-old, NSW

Contact us

Get in touch by phone or email if you have any questions or require any information.

GET IN TOUCH

info@empiricaresearch.com.au
www.empiricaresearch.com.au
03 9642 0665

FOLLOW US

Twitter: Empirica_update
Facebook: Empirica-Research
Instagram: @empiricaresearch

OUR ADDRESS

Level 3, 162 Collins Street
Melbourne VIC 3000