

School holiday recycling activity pack



Scavenger hunt inside!

Table of Contents

- 01 Webinar
- 02 Recycling basics
- 03 Next level recycling
- 04 Are you an Eco Champ?
 - Scavenger hunt
 - Quizzes and games
 - Colouring activities
 - Plastic free challenge
- 05 Videos and resources

Wednesday 22nd Sep @ 10:30am

<https://us06web.zoom.us/j/85271591925?pwd=OG96S1ZZUXM4QUVnNG1vQj9kNVNGQT09>

Meeting ID: 852 7159 1925
Passcode: Rya6dH

Wednesday 29th Sep @ 2:00pm

<https://us06web.zoom.us/j/84884292080?pwd=MEdjVE9rVDZHK2ZOL2s0eVBGMFdlZz09>

Meeting ID: 848 8429 2080
Passcode: 3SZCL7

Here's what you need to prepare



Toilet roll city

- Toilet rolls or paper towel rolls
- Paint + brush
- Scissors
- Coloured paper and/or sticky notes
- Glue
- Textas

Mini Lid Banjos

- Ice cream sticks or craft sticks
- Short, thin elastic bands or loom bands (4 per a banjo)
- Washi tape
- Duct tape
- Sequins or coloured textas
- Craft glue
- Jar lids (plastic or metal)



Recycling basics





Things to recycle every time

Keep recycling **clean, dry and
unbagged** to maximise recovery



Paper



Cardboard



Glass



Hard/rigid plastic



Tins



Things to leave out of your recycling bin

Contamination in your bin
can ruin your recycling



Textiles

Repurpose or donate



Broken glass

Bag in general waste bin



Leftover food

Compost or organics bin,
or general waste



Soft plastic

Recycle at selected
supermarkets



Liquids

Remove all liquids
from containers

Next level recycling

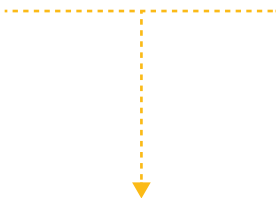


SEPARATE

each material before disposal



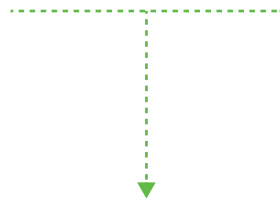
Metal lids, clean cardboard, empty drink bottles and tin cans



Recycling



Kitchen scraps and expired food

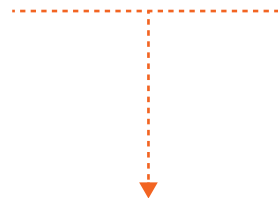


Organics

FOGO - Food and Garden Organics where available, or compost



Wrapping/packaging and plastic bags

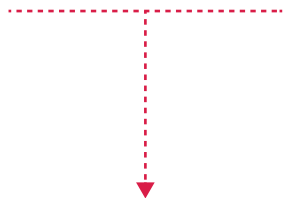


Clean soft plastics

Available at selected supermarkets



Coffee cups and plastic cutlery



General waste

USE

the right bin

Are you an Eco Champ?



Scavenger hunt

Game #1



Not everything can go in our yellow-lid recycling bin so its important to know what can and cannot. How do you know if something is recyclable? These symbols help tell us if it is recyclable in our yellow recycling at home. Read their description so you will know which bin to put your waste in!

Find the below items in your cupboard, check the label and tick which items can be recycled. Not every item has the label though!



This is
recyclable
at home



Follow
instructions
to recycle



This goes in
the rubbish
bin

Find these items in your cupboard



Ketchup

☐


Peanut butter jar

☐



Cereal

☐


Milk

☐


Cheese

☐


Bread

☐


Egg carton

☐


Biscuit wrapper

☐


Chips

☐


Shampoo

☐


Pasta sauce jar

☐


Yogurt

☐

Total score:

Don't forget to put the items back in their place!

Scavenger hunt

Game #2



Not everything can go in our yellow-lid recycling bin so its important to know what can and cannot. How do you know if something is recyclable? These symbols help tell us if it is recyclable in our yellow recycling at home. Read their description so you will know which bin to put your waste in!

Not all items have the label though!



This is
recyclable
at home




Follow
instructions
to recycle



This goes in
the rubbish
bin

Check the items in your recycling bin

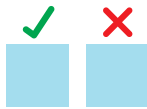
Count the number of recycling symbols
(The more recycling symbols the better!)



Which items belong in general waste?



Aluminium
can



Used paper
napkin



Bagged
recyclables



Food
cling wrap



Broken glass



Plastic bag



Plastic
food cutlery



Receipt paper




Empty
noodle cup



Empty
tissue box



Empty
water bottle



Greasy
pizza box



When in doubt, leave it out. Don't risk contaminating your recycling bin.

Test your knowledge

Help these eco-champs break it down for better recycling



Rachel has an expired jar of pasta sauce. How should Rachel dispose of it?



Remaining pasta sauce

- ☐ Leave in jar and recycle
- ☐ Compost or organics bin



Glass jar

- ☐ Rinse and place in recycling bin
- ☐ Dispose in general waste



Lid

- ☐ Keep lid on and recycle
- ☐ Separate lid and recycle
- ☐ Dispose in general waste



Label

- ☐ Remove and compost
- ☐ Remove and dispose in general waste
- ☐ Leave on jar and recycle



Robbie's favourite dip comes in plastic containers with a foil cover inside. How should he dispose of it correctly?



Plastic lid

- ☐ Remove and dispose in general waste
- ☐ Remove and recycle
- ☐ Leave on and recycle



Container

- ☐ Dispose in general waste
- ☐ Rinse and recycle



Foil

- ☐ Rinse, collect with other foil and recycle
- ☐ Dispose in general waste
- ☐ Recycle with container



How should Jacob break down his yoghurt tub for disposal?



Container

- ☐ Dispose in general waste
- ☐ Rinse and recycle
- ☐ Compost or organics bin



Foil cover

- ☐ Rinse, collect with other foil and recycle
- ☐ Dispose in general waste
- ☐ Shred and recycle



How should Shane dispose of a pizza box properly?



Greasy cardboard

- ☐ Rinse and recycle
- ☐ Compost or organics bin



Clean cardboard

- ☐ Rinse and recycle
- ☐ Remove crumbs and recycle
- ☐ Dispose in general waste



Find the right bin

Lead the items to the right bin




Plastic bottle



Aluminium can



Plastic pack



Commingled bin



Clean soft plastic
(available in
selected supermarkets)

Find the contaminants

Find the contaminants in the recycling bin



A	B	E	R	A	G	S	O	D	J	A	O	W	I	A	F	K	E	L	E
C	K	D	S	N	K	L	A	A	E	I	P	L	A	S	T	M	C	A	N
G	M	R	T	K	T	I	M	S	H	A	K	D	S	J	O	F	S	D	I
S	D	M	F	K	E	S	D	K	J	F	S	D	C	N	A	P	D	I	N
C	O	M	M	I	X	H	S	J	D	A	E	K	A	J	E	A	I	M	O
A	D	P	F	K	T	G	E	N	E	R	N	C	A	L	A	I	S	A	G
S	E	L	G	E	I	O	R	G	A	C	D	J	N	I	B	N	E	A	N
F	I	A	A	K	L	T	E	X	T	I	L	E	S	A	N	T	A	D	J
A	B	S	T	R	M	E	T	A	C	J	D	W	A	S	T	C	J	A	M
B	R	T	M	B	A	T	T	E	R	M	K	L	D	F	I	E	S	O	M
R	A	I	E	C	D	J	K	G	C	O	M	M	I	N	G	J	G	A	S
I	N	C	T	R	E	C	Y	C	L	K	L	J	F	A	B	L	K	E	R
S	H	B	A	L	K	J	F	A	C	I	L	A	O	R	B	V	A	S	B
H	E	A	Z	A	I	L	O	R	M	A	H	J	O	D	A	E	N	E	B
A	D	G	N	A	P	P	Z	K	L	O	M	E	D	B	I	O	D	E	R
P	L	A	S	T	K	B	K	O	M	F	O	G	O	A	M	F	R	A	O
L	C	D	K	S	J	T	E	X	T	K	A	P	A	I	S	K	C	Y	K
A	S	T	I	K	F	O	O	H	G	E	N	R	A	L	M	R	Z	O	Z
B	O	A	V	N	A	P	P	I	E	S	H	A	M	P	C	O	M	M	N
A	D	M	F	K	E	S	D	K	J	F	S	D	C	N	D	J	U	D	G
T	A	B	G	K	T	G	E	N	E	R	N	C	A	L	W	A	S	T	L
T	R	I	M	B	A	T	T	E	R	M	K	L	D	F	I	E	E	N	I
E	L	K	J	F	A	C	I	L	A	D	R	B	V	A	K	J	A	R	S
R	D	M	F	K	E	S	D	K	J	F	S	D	C	N	D	J	I	T	Y
I	L	A	S	T	K	B	K	O	M	F	O	G	O	A	M	F	N	I	B
E	R	E	E	C	D	J	K	G	C	O	M	M	I	N	G	J	T	Y	G
S	A	C	I	L	I	G	R	E	E	N	W	A	S	T	E	D	A	M	M
C	L	E	A	I	L	O	R	M	A	L	I	Q	U	I	F	O	B	I	X
B	R	S	M	B	A	T	T	E	R	M	K	L	D	N	A	P	P	I	F
C	L	I	Q	U	I	D	S	J	D	A	E	K	A	J	A	B	A	T	T

- ☐ Rags
- ☐ Textiles
- ☐ Nappies
- ☐ Plastic bag
- ☐ Food
- ☐ Paint
- ☐ Green waste
- ☐ Liquids
- ☐ Batteries

Test your knowledge

Rachel has an expired jar of pasta sauce. How should Rachel dispose of it?

Remaining pasta sauce

- ☒ Compost or organics bin

Glass jar

- ☒ Rinse and place in recycling bin

Lid

- ☒ Separate lid and recycle

Label

- ☒ Leave on jar and recycle



Robbie's favourite dip comes in plastic containers with a foil cover inside. How should he dispose of it correctly?

Plastic lid

- ☒ Remove and recycle

Container

- ☒ Rinse and recycle

Foil

- ☒ Rinse, collect with other foil and recycle
(Scrunch it up with other foil into a ping pong sized ball)



How should Jacob break down his yoghurt tub for disposal?

Container

- ☒ Rinse and recycle

Foil cover

- ☒ Rinse, collect with other foil and recycle
(Scrunch it up with other foil into a ping pong sized ball)



How should Shane dispose of a pizza box properly?

Greasy cardboard

- ☒ Compost or organics bin

Clean cardboard

- ☒ Remove crumbs and recycle




Find the right bin

Plastic bottle

Aluminium can

Plastic pack



Recycling

Clean soft plastics

Available at selected supermarkets

Find the contaminants

A	B	E	R	A	G	S	O	D	J	A	O	W	I	A	F	K	E	L	E
C	K	D	S	N	K	L	A	A	E	I	P	L	A	S	T	M	C	A	N
G	M	R	T	K	T	I	M	S	H	A	K	D	S	J	O	F	S	D	I
S	D	M	F	K	E	S	D	K	J	F	S	D	C	N	A	P	D	I	N
C	O	M	M	I	X	H	S	J	D	A	E	K	A	J	E	A	I	M	O
A	D	P	F	K	T	G	E	N	E	R	N	C	A	L	A	I	S	A	G
S	E	L	G	E	I	O	R	G	A	C	D	J	N	I	B	N	E	A	N
F	I	A	A	K	L	T	E	X	T	I	L	E	S	A	N	T	A	D	J
A	B	S	T	R	M	E	T	A	C	J	D	W	A	S	T	C	J	A	M
B	R	T	M	B	A	T	T	E	R	M	K	L	D	F	I	E	S	O	M
R	A	I	E	C	D	J	K	G	C	O	M	M	I	N	G	J	G	A	S
I	N	C	T	R	E	C	Y	C	L	K	L	J	F	A	B	L	K	E	R
S	H	B	A	L	K	J	F	A	C	I	L	A	O	R	B	V	A	S	B
H	E	A	Z	A	I	L	O	R	M	A	H	J	O	D	A	E	N	E	B
A	D	G	N	A	P	P	Z	K	L	O	M	E	D	B	I	O	D	E	R
P	L	A	S	T	K	B	K	O	M	F	O	G	O	A	M	F	R	A	O
L	C	D	K	S	J	T	E	X	T	K	A	P	A	I	S	K	C	Y	K
A	S	T	I	K	F	O	O	H	G	E	N	R	A	L	M	R	Z	O	Z
B	O	A	V	N	A	P	P	I	E	S	H	A	M	P	C	O	M	M	N
A	D	M	F	K	E	S	D	K	J	F	S	D	C	N	D	J	U	D	G
T	A	B	G	K	T	G	E	N	E	R	N	C	A	L	W	A	S	T	L
T	R	I	M	B	A	T	T	E	R	M	K	L	D	F	I	E	E	N	I
E	L	K	J	F	A	C	I	L	A	D	R	B	V	A	K	J	A	R	S
R	D	M	F	K	E	S	D	K	J	F	S	D	C	N	D	J	I	T	Y
I	L	A	S	T	K	B	K	O	M	F	O	G	O	A	M	F	N	I	B
E	R	E	C	D	J	K	G	C	O	M	M	I	N	G	J	T	Y	G	
S	A	C	I	L	I	G	R	E	E	N	W	A	S	T	E	D	A	M	M
C	L	E	A	I	L	O	R	M	A	L	I	Q	U	I	F	O	B	I	X
B	R	S	M	B	A	T	T	E	R	M	K	L	D	N	A	P	P	I	F
C	L	I	Q	U	I	D	S	J	D	A	E	K	A	J	A	B	A	T	T

kNOw Waste™ Find-a-Word

Work out the materials of the items in the pictures to find the words hidden in the word search.

T	H	T	M	N	O	B	R	D	L	I	Z	G	B	M
G	M	D	G	T	E	Y	E	H	S	V	H	O	E	L
L	U	I	C	U	L	Q	C	R	T	M	G	Y	A	B
A	N	P	C	M	X	P	Y	Q	E	R	B	C	P	S
S	B	A	A	V	L	H	C	Q	E	U	T	T	A	X
S	I	O	R	P	F	I	L	B	L	B	F	R	L	G
V	N	A	D	A	E	Q	I	D	G	B	C	U	U	N
O	X	O	B	X	N	R	N	U	E	I	N	C	M	J
H	W	P	O	H	N	A	G	V	T	S	E	K	I	Y
R	W	S	A	R	K	M	J	S	S	H	G	S	N	G
W	S	D	R	V	S	O	A	V	D	I	V	C	I	R
X	I	B	D	S	K	L	P	I	U	S	L	O	U	L
K	Q	S	W	J	P	T	M	T	E	H	T	T	M	E
N	R	B	S	F	W	C	O	M	P	O	S	T	D	Y
P	C	I	X	T	V	D	Z	L	H	S	Z	V	W	W



S



R

D



I



P




A



A L U M I N I U M

Find these other words too!


- Compost
- Truck
- Bin
- Recycling
- Rubbish



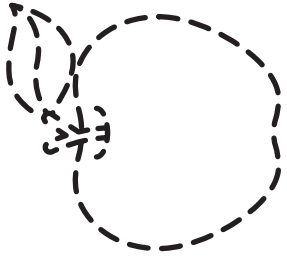
Eco Champs can!

CLEANAWAY

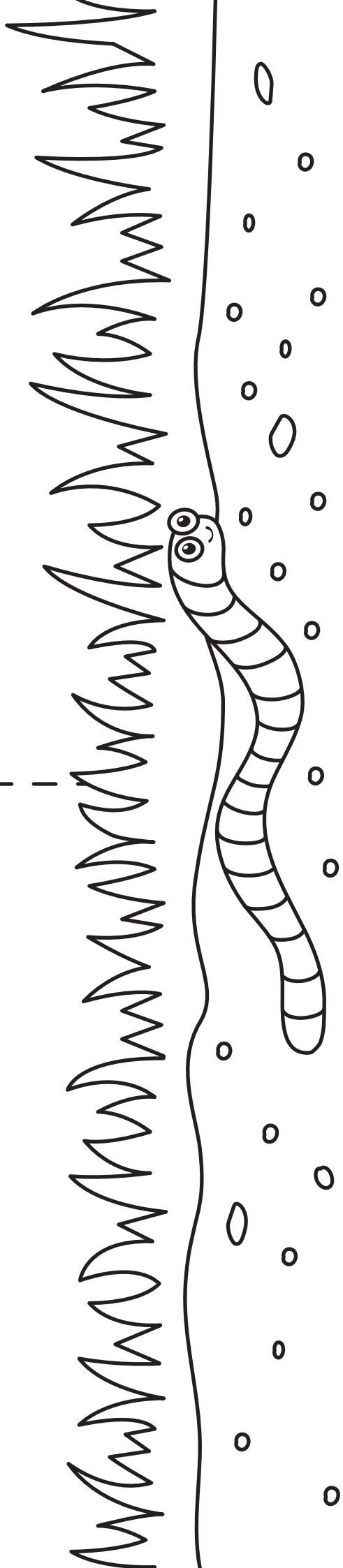

Colour the drawing below then match the waste items to the correct bin.









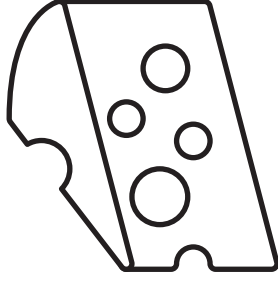
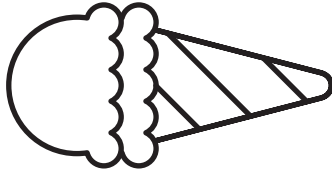


😊 What worms can eat

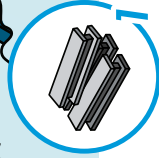



☹️ What worms cannot eat

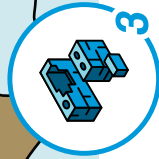


Worm Food or Not?





Metals
○



Construction blocks
○○○



Plastic straws
○○○
○○




Cigarette butts
○○○○



Glass bottles
○○○
○○



Plastic bottles
○○○
○○○



Disposable cups
○○○○
○○○○



Aluminium cans
○○○
○○



Chip packets
○○○



Plastic bags
○○○○

CLEANAWAY

Find the hidden litter

Check each item off in the space provided above

Cut out, fold and play the knuckle game!



31 DAY PLASTIC FREE CHALLENGE

Get started on living plastic free by completing these challenges.

Sunday	Monday	Tuesday	Wednesday	Thursday	Friday	Saturday
<p>Day 1</p>  <p>Use a reusable water bottle</p>	<p>Day 2</p>  <p>Keep a green bag handy</p>	<p>Day 3</p>  <p>Use aluminium foil instead of cling film</p>	<p>Day 4</p>  <p>Decline plastic straws</p>	<p>Day 5</p>  <p>Bring your reusable cup</p>	<p>Day 6</p>  <p>Compost food waste</p>	<p>Day 7</p>  <p>Refuse plastic cutlery</p>
<p>Day 8</p>  <p>Use a handkerchief instead of disposable tissues</p>	<p>Day 9</p>  <p>Switch to e-bills</p>	<p>Day 10</p>  <p>Reuse jars and containers for leftovers</p>	<p>Day 11</p>  <p>Only choose snacks without plastic packaging</p>	<p>Day 12</p>  <p>Bring your own bags for fresh produce at the supermarket</p>	<p>Day 13</p>  <p>Try a solid bar soap instead of plastic bottles</p>	<p>Day 14</p>  <p>Buy natural fabrics, not synthetic</p>
<p>Day 15</p>  <p>Drink your coffee in the cafe if you forget your cup</p>	<p>Day 16</p>  <p>Invest in beeswax wraps for food</p>	<p>Day 17</p>  <p>Opt for drinks in glass bottles or cans instead of plastic</p>	<p>Day 18</p>  <p>Buy from an op-shop instead of new</p>	<p>Day 19</p>  <p>Buy items wrapped in paper or cardboard instead of plastic</p>	<p>Day 20</p>  <p>Upcycle for gifts and art projects</p>	<p>Day 21</p>  <p>Use a water fountain if you don't have a reusable bottle</p>
<p>Day 22</p>  <p>Choose a takeaway item that doesn't come in plastic containers</p>	<p>Day 23</p>  <p>Make your own cleaning products</p>	<p>Day 24</p>  <p>Bring your own containers to buy loose nuts and grains</p>	<p>Day 25</p>  <p>Say no to a coffee if you don't have your reusable cup</p>	<p>Day 26</p>  <p>Use cloths instead of disposable paper towel</p>	<p>Day 27</p>  <p>Use newspaper and a poop-scooper for pets</p>	<p>Day 28</p>  <p>Only buy from ethical businesses</p>
<p>Day 29</p>  <p>Bring your own containers to the takeaway shop</p>	<p>Day 30</p>  <p>Buy a recycled or non-plastic phone cover</p>	<p>Day 31</p>  <p>Join a 'Buy nothing' group and commit for August</p>				

CLEANAWAY

#sustainablefuture

cleanaway.com.au

Looking for more interactive and fun recycling resources? Here are some of our best videos and Greenius! A super engaging recycling learning site with games, quizzes and videos. Earn your Eco Champ certificate when you complete!



Are you a Greenius?

Visit [Greenius.com.au](https://www.greenius.com.au)

Are you a litter critter?

1. [Bin placement](#)
2. [School Clean Up](#)

What to do with plastics?

1. [Plastic free tips - shopping, laundry, bathroom and kitchen](#)
2. [Bathroom plastic minimisation and plastic audits](#)
3. [How to be plastic smart when shopping](#)
4. [Find the hidden plastic](#)

Did you know?

1. [Did you know? - Steel](#)
2. [Did you know? - Plastic bags recycling](#)
3. [Did you know? - Trees](#)
4. [Did you know? - Contamination](#)
5. [Did you know? - Aluminium foil recycling](#)
6. [Did you know? - Aluminium recycling](#)
7. [Did you know? - Electronic waste](#)
8. [Cleanaway Decomposition Cup 2017](#)

Do you FOGO?

[What goes in the FOGO bin](#)

How do you take your recycling to the next level?

1. [Don't complicate recycling. Simply5 it!](#)
2. [How to source separate everyday items for better recycling](#)
3. [Can meat trays be recycled?](#)
4. [Can everything in a box of pizza be recycled?](#)
5. [How do you recycle a packet of biscuits?](#)
6. [How do you recycle a pasta sauce jar?](#)